



INTERFOR

Building Value™

**Notice of the Annual General
Meeting of Shareholders and
Management Information Circular
March 10, 2020**



Interfor Corporation (“**Interfor**” or the “**Company**”) is a growth-oriented forest products company with operations in Canada and the United States. The Company has annual lumber production capacity of approximately 3.0 billion board feet and offers one of the most diverse lines of lumber products to customers around the world. Our common shares are traded on the Toronto Stock Exchange under the symbol IFP.

What’s inside:	
LETTER TO SHAREHOLDERS	2
NOTICE OF ANNUAL GENERAL MEETING	3
MANAGEMENT INFORMATION CIRCULAR	4
ANNUAL MEETING MATERIALS	4
VOTING INFORMATION	5
THE ANNUAL MEETING	8
Receiving the Consolidated Financial Statements and Auditor’s Report	8
Setting the Number of Directors	8
Electing the Directors	8
Appointing the Auditor	16
Having a “Say on Pay”	17
Other Business	17
GOVERNANCE	18
Our Governance Practices	18
Board Characteristics	18
Ethical Business Conduct	23
Director Orientation, Education and Development	24
Roles and Responsibilities of the Board	24
Committees of the Board	28
COMPENSATION	31
Director Compensation	31
Executive Compensation	37
- Compensation Discussion and Analysis	37
- Elements of Total Compensation	40
- Executive Share Ownership Requirements	48
- Summary Compensation Table	49
- Incentive Plan Awards	50
- Total Shareholder Return Comparison	51
- Equity Compensation Plan Information	52
- Retirement Plans	52
- Termination and Change of Control Benefits	54
OTHER INFORMATION	57
APPENDIX A	59



March 10, 2020

Dear Shareholders,

You are invited to join us at our 2020 Annual General Meeting of shareholders. This year, the meeting will be held on Thursday, May 7, 2020 at 12:00 p.m. (Pacific time) at the Element Vancouver Metrotown, 5988 Willingdon Avenue, Burnaby, British Columbia.

This meeting is your opportunity to vote on specific items of business, meet members of the board and senior management, and ask them any questions you may have.

The attached management information circular contains important information to help you decide how to vote your shares, including the directors nominated for election, our board and its committees, our governance practices and how we compensate our directors and executives.

You can read about Interfor's financial results in our 2019 annual report. Our disclosure documents, including our annual report and the attached management information circular, are available on our website (www.interfor.com) and under Interfor's profile on SEDAR (www.sedar.com).

Your vote and participation are important to us. If you cannot attend the meeting in person, we encourage you to vote by proxy. Instructions on how you can exercise your voting rights are found on pages 5 to 7 of the information circular.

We look forward to seeing you on May 7th.

Sincerely,

"Lawrence Sauder"

Lawrence Sauder
Chair of the Board of Directors

"Ian Fillinger"

Ian Fillinger
President & Chief Executive Officer

NOTICE OF ANNUAL GENERAL MEETING

An Annual General Meeting of the shareholders of Interfor Corporation (the “**Company**” or “**Interfor**”) will be held at the following time and place:

DATE: Thursday, May 7, 2020
TIME: 12:00 p.m. (Pacific time)
PLACE: Element Vancouver Metrotown
5988 Willingdon Avenue
Burnaby, British Columbia

The business of the Annual General Meeting is to:

1. receive the consolidated financial statements of the Company for the year ended December 31, 2019 and the auditor’s report;
2. set the number of directors at eleven;
3. elect directors;
4. appoint the auditor and authorize the directors to set the auditor’s fees;
5. consider a non-binding advisory resolution on our approach to executive compensation; and
6. transact any other business that may properly come before the Annual General Meeting.

You have a right to vote if you held Interfor common shares at the close of business on March 10, 2020. Your vote is important and we encourage you to participate in the Annual General Meeting either in person or by proxy.

By order of the board of directors,

“Xenia Kritsos”

Xenia Kritsos
General Counsel & Corporate Secretary

Vancouver, British Columbia
March 10, 2020

MANAGEMENT INFORMATION CIRCULAR

You have received this Information Circular because you owned Shares on March 10, 2020, and Interfor's management is soliciting your proxy for the upcoming annual general meeting on May 7, 2020.

We are contacting Shareholders primarily using a "notice and access" procedure under Canadian securities rules. The Company is paying for the cost of soliciting your proxy. Our Board has approved the contents of this Information Circular and has authorized us to distribute it to Shareholders.

In this Information Circular:

- "you" and "your" mean Shareholders
- "we", "us", "our", "Company" and "Interfor" mean Interfor Corporation
- "Board" means Interfor's board of directors
- "Shares" means Interfor's common shares
- "Shareholder" means a holder of Shares
- "Information Circular" means this management information circular
- "Annual Meeting" means the 2020 annual general meeting of Shareholders
- "Record Date" means March 10, 2020

In this Information Circular, all dollar amounts are in Canadian dollars and information is as of March 10, 2020, unless stated otherwise.

ANNUAL MEETING MATERIALS

We are delivering your Annual Meeting materials, including this Information Circular, by sending you a notice (a "**Short Form Notice**") and making the Annual Meeting materials available for download from our website at www.interfor.com, on March 10, 2020 and for at least one year after that date. The Annual Meeting materials can also be accessed under Interfor's profile on SEDAR at www.sedar.com. We will mail a paper copy of the Annual Meeting materials to any Shareholder who previously requested a paper copy. If you received only the Short Form Notice and would like a paper copy of the Annual Meeting materials please call us at 1-844-210-2879.

If you are a beneficial Shareholder who has not objected to the Company being given your name, address and the number of Shares you hold, then we will send the Short Form Notice and associated materials to you in accordance with applicable securities regulatory requirements. If you are an objecting beneficial Shareholder, then Interfor will pay for clearing agencies and intermediaries to deliver to you the Short Form Notice and associated materials.

VOTING INFORMATION

Am I entitled to vote at the Annual Meeting?

Shareholders at the close of business on the record date of March 10, 2020 are entitled to vote at the Annual Meeting.

How many Shareholders do we need to reach a quorum?

A quorum is two persons present in person or by proxy, who together hold or represent at least 25% of the votes entitled to be cast at the Annual Meeting.

Each Shareholder is entitled to one vote for each Share held. The authorized capital of the Company consists of 150,000,000 Shares and 5,000,000 preference shares and, as of March 10, 2020, there were 67,259,959 Shares issued and outstanding and no preference shares issued or outstanding.

Am I a registered or beneficial Shareholder?

You are a **registered Shareholder** if you have a share certificate or Direct Registration System (DRS) Advice issued in your name.

You are a **beneficial Shareholder** if your Shares are registered in the name of an intermediary (for example, a bank, trust company, trustee, broker or investment dealer, clearing agency or other institution), or you hold your Shares through the Interfor Employee Share Purchase Plan. Most Shareholders are beneficial Shareholders.

How can I vote my Shares?

How you vote depends on whether you are a registered or beneficial Shareholder.

If you are a **registered Shareholder**, you can attend the Annual Meeting and cast your vote in person, **or appoint someone else as your proxy to attend and vote your shares for you by completing the proxy form included with the Short Form Notice and delivering it to the Company's transfer agent in accordance with the instructions on the proxy form** (online at www.investorvote.com, telephonically by calling 1-866-732-8683, or by mail to Computershare Investor Services Inc., Attn: Proxy Department, 8th Floor, 100 University Avenue, Toronto, Ontario, M5J 2Y1). **In order to be valid, proxy forms must be received by Computershare Investor Services Inc. by no later than 12:00 p.m. (Pacific time) on May 5, 2020 or, if the Annual Meeting is adjourned or postponed, at least 48 hours excluding Saturdays, Sundays and holidays before any adjourned or postponed meeting.**

If you are a **beneficial Shareholder**, please return your voting instructions in accordance with the instructions on the voting instruction form included with the Short Form Notice. **To be taken into account, your voting instructions must be delivered sufficiently in advance of the proxy deadline of May 5, 2020, to enable your nominee to act on your instructions prior to the deadline. If you are a beneficial Shareholder and do not complete and return your voting instruction form in accordance with the directions provided to you, you may lose the right to vote at the Annual Meeting, either in person or by proxy.**

All Shareholders are urged to carefully review the Information Circular before casting any votes on any matters to be considered at the Annual Meeting.

Who votes my Shares?

Two directors of the Company, Lawrence Sauder and Thomas Milroy ("**Company Nominees**") have been named in the proxy form or voting instruction form included with the Short Form Notice, to represent Shareholders at the Annual Meeting.

You can appoint a person or company other than the Company Nominees to represent you at the Annual Meeting, by printing that person's or company's name in the space provided on the proxy form or voting instruction form included with the Short Form Notice. Your votes can only be counted if the person or company you appointed as your proxyholder attends the Annual Meeting and votes on your behalf.

How will my Shares be voted if I return a proxy form or voting instruction form?

By completing and returning a proxy form or voting instruction form, you are authorizing the person named in the proxy form or voting instruction form to attend the Annual Meeting and vote or withhold your Shares, including on any ballot that may be called for, on each item of business on which you are entitled to vote, in accordance with your instructions. **If you return a proxy form or voting instruction form without providing voting instructions, your Shares will be voted in favour of:**

- (i) setting the number of directors of the Company at eleven;**
- (ii) electing as a director each person nominated in this Information Circular;**
- (iii) appointing KPMG LLP as auditor of the Company and authorizing the directors to set the auditor's fees; and**
- (iv) approving, on a non-binding advisory basis, the Company's approach to executive compensation.**

If you complete and return a proxy form or voting instruction form and there are amendments to the matters identified in the Notice of Annual Meeting or other matters properly come before the Annual Meeting, your proxyholder will have the discretion to vote your Shares as they consider best with regard to those amendments or other matters. As of the date of this Information Circular, we are not aware of any such amendments or other matters.

Can I revoke a proxy?

A **registered Shareholder** may revoke a proxy before it is acted on by:

- (a) delivering a written and signed statement that you want to revoke your proxy to either:
 - (i) the Company's Corporate Secretary at P.O. Box 49114, 3500-1055 Dunsmuir Street, Vancouver, BC V7X 1H7, at any time up to and including the last business day preceding the day of the Annual Meeting, or any adjournment or postponement thereof;
 - or (ii) the Chair of the Annual Meeting or any adjourned meeting, at the Annual Meeting or adjourned meeting;
- (b) completing, dating and signing a proxy form bearing a later date and delivering it to the Company's transfer agent in accordance with the instructions on the proxy form; or
- (c) any other manner provided by law.

Beneficial Shareholders may revoke or change their voting instructions before they are acted on, by contacting their broker or other intermediary and following their instructions.

Is my vote by proxy confidential?

Yes, your vote by proxy is confidential. Proxies are received, counted and tabulated by our transfer agent, Computershare Investor Services Inc., in a way that preserves the confidentiality of individual Shareholders' votes. Proxies are referred to the Company only in cases where a Shareholder clearly intends to communicate with management, when it is necessary to do so to meet the requirements of applicable law, or in the event of a proxy contest.

Do any Shareholders beneficially own 10% or more of the Shares?

As of March 10, 2020, to the knowledge of the directors and executive officers of the Company, no persons beneficially own, or control or direct, directly or indirectly, more than 10% of the Shares, except Letko, Brosseau & Associates Inc., an institutional investor who filed an alternative monthly report disclosing that, as of February 28, 2019, it had investment control or direction over 6,909,068 Shares which represented approximately 10.3% of the issued and outstanding Shares at that time. To our knowledge, this investor continues to hold between 10% and 12.5% of the issued and outstanding Shares.

Are any special measures being taken at the Annual Meeting as a result of the current Coronavirus disease (COVID-19) outbreak?

The Annual Meeting is an important occasion for the Company's Board, management and Shareholders. In view of the current and rapidly evolving COVID-19 outbreak, the Company asks that, in considering whether to attend the Annual Meeting in person, Shareholders follow the instructions of the Public Health Agency of Canada (PHAC) (<https://www.canada.ca/en/public-health/services/diseases/2019-novel-coronavirus-infection.html>). The Company encourages Shareholders not to attend the Annual Meeting in person if experiencing any of the described COVID-19 symptoms of fever, cough or difficulty breathing. The Company may take additional precautionary measures in relation to the Annual Meeting in response to further developments in the COVID-19 outbreak.

Shareholders who do not attend the Annual Meeting in person should refer to the instructions under "**How can I vote my Shares?**" on page 5 in order to ensure that their Shares are voted at the Annual Meeting.

What if I have a question?

If you have any questions about voting your Shares, you can contact Computershare Investor Services Inc.:

Email: service@computershare.com
Toll-free: North America 1-800-564-6253
International 514-982-7555

The Annual Meeting

The Annual Meeting will cover five items of business, and you will be asked to vote on four of them.

1. RECEIVING THE CONSOLIDATED FINANCIAL STATEMENTS AND AUDITOR'S REPORT

Our consolidated financial statements for the year ended December 31, 2019 and the auditor's report thereon, will be received at the Annual Meeting. Our 2019 Annual Report, which includes our consolidated financial statements for the year ended December 31, 2019 and management's discussion and analysis, is available on our website (www.interfor.com) and under the Company's profile on SEDAR (www.sedar.com). You will have an opportunity to ask questions about our consolidated financial statements for the year ended December 31, 2019 and the auditor's report at the Annual Meeting.

2. SETTING THE NUMBER OF DIRECTORS

The Company's Articles provide that it must have between three and fifteen directors and, within such limits, the Shareholders shall set the number of directors on the Board. The number of directors was last set by the Shareholders at ten. In August 2019, the Board appointed Mr. Griffin (see item 3 below) as a director, in line with the Company's Board succession plan and bringing the number of directors from ten to eleven. In times of Board renewal, we may increase the size of our board to provide an appropriate transition and orientation period for new directors. As a Shareholder, you have the opportunity to vote for or against the proposed increase in the size of the Board from ten to eleven directors, by voting on the following resolution:

BE IT RESOLVED THAT under Article 11.1 of the Articles of the Company, the number of directors of the Company be set at eleven.

The above resolution must be approved by a majority of the votes cast in person or by proxy at the Annual Meeting.

The Board recommends that you vote FOR the resolution increasing the size of the Board to eleven directors.

3. ELECTING THE DIRECTORS

The Corporate Governance & Nominating Committee in conjunction with the Chair of the Board, has recommended to the Board that the eleven nominees described below stand for election as directors of the Company, after assessing their individual qualifications, diversity, experience and expertise and being satisfied that they exhibit integrity, professionalism and independent judgment, to ensure that they fulfill the Board's composition, skills and experience requirements. At the Annual Meeting, Shareholders will elect the Board of directors. Director nominees are voted on individually, not by slate voting.

All of our current directors are standing for re-election, and two of our directors were appointed by the Board and are nominated for election by Shareholders for the first time. Christopher Griffin of Chicago, Illinois was appointed as a director by the Board in August 2019 and his extensive experience in sales, product management, manufacturing and operations in the building products industry, makes him a valuable addition to the Board.

Ian Fillinger was appointed to the Board effective January 1, 2020, the same day that he assumed the role of President & Chief Executive Officer of the Company, after long-time President & Chief Executive Officer Duncan Davies stepped down from that role.


The Board recommends that you vote FOR all eleven nominees standing for election as directors of the Company, to hold office until the next annual general meeting of Shareholders.


Our Policy on Majority Voting


The Company's majority voting policy requires that, if a director receives more *withhold* than *for* votes at the Annual Meeting, they will offer to resign after the Annual Meeting. The Corporate Governance & Nominating Committee will consider the offer of resignation and, except in extraordinary circumstances, will recommend that the Board accept the resignation. The director in question will not participate in any Board or committee meetings during which such resignation is considered. The Board will make its decision within 90 days of the Annual Meeting and the Company will promptly announce its decision in a press release. If the Board accepts the resignation, it may choose to leave a vacancy on the Board or fill the vacancy by appointing a new director in accordance with the Company's Articles. The majority voting policy only applies to uncontested elections, where the number of nominated directors equals the number of directors to be elected.


Director Nominee Profiles


The following tables tell you about each of the nominated directors, including their background and experience, meeting attendance, Share ownership and other public company boards on which they serve. Each director has provided information about the Shares they own or over which they exercise control or direction.

 <p>IAN M. FILLINGER Age 51 Kamloops, BC, Canada Director since January 2020 Not Independent</p>	<p>Mr. Fillinger has been the President & Chief Executive Officer of Interfor since January 2020. Since joining Interfor in 2005 as General Manager, Interior Operations, he has accepted progressively senior roles with the Company. Mr. Fillinger was appointed SVP & Head of Operations in December 2015 with responsibility for all of the Company's manufacturing, woodlands, timber procurement and capital projects activities. He was appointed SVP & Chief Operating Officer in February 2018. He has more than 30 years of experience in the lumber industry, including at Pacific Forest Products, Riverside Forest Products and Canadian Forest Products. Mr. Fillinger holds a Master of Business Administration from Athabasca University and a Diploma in Wood Products Engineering from the British Columbia Institute of Technology.</p>			
	Areas of Experience			
	Strategic Leadership Financial Governance Human Resources & Compensation		Industry Knowledge International Government Relations & Public Policy Environment, Health & Safety	
	Other Public Company Board or CEO roles		Positions	
	n/a		n/a	
	2019 Annual Meeting Voting Results			
	Votes in Favour		Votes Withheld	
	n/a		n/a	
	Interfor Board & Committee Memberships in 2019		2019 Attendance	Percentage Attended
	n/a		n/a	n/a
Shares and Share Equivalents Held as of March 10, 2020				
Shares held⁽³⁾	DSUs held⁽⁴⁾	Total Shares and DSUs	Total value of Shares and DSUs⁽⁵⁾	Share ownership requirement⁽⁶⁾
26,270	18,412	44,682	\$605,089	By January 1, 2025


 <p>CHRISTOPHER R. GRIFFIN Age 57 Chicago, IL, USA Director since August 2019 Independent</p>	<p>Mr. Griffin is President & Chief Executive Officer of USG Corporation and was appointed to that role in April, 2019. Mr. Griffin's previous roles with USG include Chief Operating Officer from 2013 to 2015; Executive Vice President, Operations; President, International; President of USG's Canadian subsidiary CGC and several other roles in sales, product management, manufacturing and operations. He also served as Regional Chief Executive Officer (North America), and then Chief Executive Officer, of Knauf Insulation North America from 2016 to 2019. Mr. Griffin is a member of the Board of Directors of Chicagoland Habitat for Humanity and Make-A-Wish Illinois. He is a past member of the Board of Directors for the Construction Technology for Women association, a past member of the Board of Governors for George Brown Community College and has served volunteer roles with Junior Achievement. Mr. Griffin holds a bachelor's degree in economics from Wilfrid Laurier University in Ontario, Canada, and has completed the advanced management program at the Wharton School of the University of Pennsylvania.</p>			
	Areas of Experience			
	Strategic Leadership International Human Resources & Compensation		Financial Governance Environment, Health & Safety	
	Other Public Company Board or CEO roles		Positions	
	USG Corporation		President & CEO	
	2019 Annual Meeting Voting Results			
	Votes in Favour		Votes Withheld	
	n/a		n/a	
	Interfor Board & Committee Memberships in 2019		2019 Attendance	Percentage Attended
	Board ⁽¹⁾ Audit Committee ⁽¹⁾ Environment & Safety Committee ⁽¹⁾		2 of 2 1 of 1 1 of 1	100%
Shares and Share Equivalents Held as of March 10, 2020				
Shares held⁽³⁾	DSUs held⁽⁴⁾	Total Shares and DSUs	Total value of Shares and DSUs⁽⁵⁾	Share ownership requirement⁽⁶⁾
-	3,393	3,393	\$49,932	By August 8, 2024


 <p>JEANE L. HULL⁽⁷⁾ Age 65 Scottsdale, AZ, USA Director since May 2014 Independent</p>	<p>Ms. Hull is currently a director of Pretium Resources Inc. (TSX: PVG) and Epiroc AB (STO: EPI-A). From 2016 to 2019, Ms. Hull was a director of Cloud Peak Energy Inc. From 2011 to 2015, she was Executive Vice President and Chief Technical Officer at Peabody Energy Corporation, a private-sector coal company. Prior to joining Peabody in 2007, she held numerous management, engineering and operations positions with Rio Tinto and its affiliates, lastly as COO of the Kennecott Utah Copper business. Prior thereto, she spent 12 years with Mobil Mining and Minerals, and Mobil Chemical Company. Ms. Hull serves on the University of Wyoming School of Energy Resources Council, and on the Advisory Board for South Dakota School of Mines and Technology. She holds a Bachelor of Science (Civil Eng.) from South Dakota School of Mines & Technology and a Master of Business Administration from Nova Southeastern University.</p>			
	Areas of Experience			
	Strategic Leadership International Government Relations & Public Policy Environment, Health & Safety		Financial Governance Human Resources & Compensation	
	Other Public Company Board or CEO roles		Positions	
	Pretium Resources Inc. (TSX: PVG) Epiroc AB (STO: EPI-A)		Director Director	
	2019 Annual Meeting Voting Results			
	Votes in Favour		Votes Withheld	
	52,504,448	99.45%	289,346	0.55%
	Interfor Board & Committee Memberships in 2019		2019 Attendance	Percentage Attended
	Board ⁽¹⁾ Corporate Governance & Nominating Committee ⁽¹⁾ Environment & Safety Committee ⁽²⁾		4 of 4 4 of 4 4 of 4	100%
Shares and Share Equivalents Held as of March 10, 2020				
Shares held⁽³⁾	DSUs held⁽⁴⁾	Total Shares and DSUs	Total value of Shares and DSUs⁽⁵⁾	Share ownership requirement⁽⁶⁾
-	34,172	34,172	\$533,957	Meets requirement


 <p>RHONDA D. HUNTER Age 57 Newhope, Arkansas, USA Director since May 2019 Independent</p>	<p>Ms. Hunter is currently a director of Schnitzer Steel Industries, Inc. (NASDAQ: SCHN). From 2013 to 2018, she was the Senior Vice President, Timberlands of Weyerhaeuser Company, after having held multiple operations, sales, logistics and finance roles at Weyerhaeuser since 1987. Ms. Hunter has been active in a number of industry organizations, including the American Forest Foundation (2014-2018), National Council for Air and Stream Improvement (2014-2018), Arkansas Forestry Association (2002-2013), and Nature Conservancy of Arkansas (2007-2014). She has a Bachelor of Science degree in Accounting from Henderson State University and completed executive education at Harvard Business School and Duke University.</p>			
	Areas of Experience			
	Strategic Leadership Financial Governance Human Resources & Compensation		Industry Knowledge International Government Relations & Public Policy Environment, Health & Safety	
	Other Public Company Board or CEO roles		Positions	
	Schnitzer Steel Industries, Inc. (NASDAQ: SCHN)		Director	
	2019 Annual Meeting Voting Results			
	Votes in Favour		Votes Withheld	
	52,515,589	99.47%	278,205	0.53%
	Interfor Board & Committee Memberships in 2019		2019 Attendance	Percentage Attended
	Board ⁽¹⁾ Audit Committee ⁽¹⁾ Environment & Safety Committee ⁽¹⁾		2 of 2 2 of 2 2 of 2	100%
Shares and Share Equivalents Held as of March 10, 2020				
Shares held⁽³⁾	DSUs held⁽⁴⁾	Total Shares and DSUs	Total value of Shares and DSUs⁽⁵⁾	Share ownership requirement⁽⁶⁾
-	3,451	3,451	\$49,866	By May 2, 2024


 <p>GORDON H. MacDOUGALL Age 74 West Vancouver, BC, Canada Director since February 2007 Independent</p>	<p>Mr. MacDougall is currently a director of Connor, Clark & Lunn Financial Group, an asset management company. From 2006 until his retirement in 2014, he was the Vice Chair of Connor, Clark & Lunn Investment Management Ltd. From 1986 to 2014, he was a partner at Connor, Clark & Lunn Investment Management Partnership and Director, Head of Portfolio Strategy Team and Head of Client Solutions Team of Connor, Clark & Lunn Investment Management Ltd. Mr. MacDougall previously served as lead director for Intrawest Corporation. He is a past Chair of the British Columbia Immigrant Investment Fund and a past Chair of the Vancouver Foundation. Mr. MacDougall holds a Bachelor of Commerce (Finance) from Sir George Williams University (now Concordia University), Chartered Financial Analyst designation from the University of Virginia and a Master of Business Administration from the University of Pittsburgh.</p>			
	Areas of Experience			
	Strategic Leadership International Human Resources & Compensation		Financial Governance	
	Other Public Company Board or CEO roles		Positions	
	n/a		n/a	
	2019 Annual Meeting Voting Results			
	Votes in Favour		Votes Withheld	
	51,740,572	98.01%	1,053,222	1.99%
	Interfor Board & Committee Memberships in 2019		2019 Attendance	Percentage Attended
	Board ⁽¹⁾ Corporate Governance & Nominating Committee ⁽²⁾ Environment & Safety Committee ⁽¹⁾		4 of 4 4 of 4 4 of 4	100%
Shares and Share Equivalents Held as of March 10, 2020				
Shares held⁽³⁾	DSUs held⁽⁴⁾	Total Shares and DSUs	Total value of Shares and DSUs⁽⁵⁾	Share ownership requirement⁽⁶⁾
15,000	88,787	103,787	\$1,143,733	Meets requirement

 <p>J. EDDIE McMILLAN Pensacola, Florida, USA Age 74 Director since October 2006 Independent</p>	<p>Mr. McMillan is an independent business consultant. From 1998 until his retirement in 2002, he was Executive Vice President – Wood Products Group of Willamette Industries Inc., a forest products company. Prior to 1998, Mr. McMillan held various management positions with Willamette Industries Inc. Over the years, he has served as a director of Forest Express, Inc. and has been associated with numerous industry association boards, including the American Plywood Association, National Particleboard Association, Particleboard and MDF Institute, Southern Forest Products Association, Western Wood Products Association, National Association of Lumber Wholesalers and the American Forest and Paper Association. He holds a Bachelor of Science (Accounting/Business Administration) from Louisiana Tech University.</p>			
	Areas of Experience			
	Strategic Leadership Financial Governance Human Resources & Compensation		Industry Knowledge International Government Relations and Public Policy Environment, Health & Safety	
	Other Public Company Board or CEO roles		Positions	
	n/a		n/a	
	2019 Annual Meeting Voting Results			
	Votes in Favour		Votes Withheld	
	51,507,943	97.56%	1,285,851	2.44%
	Interfor Board & Committee Memberships in 2019		2019 Attendance	Percentage Attended
	Board ⁽¹⁾ Audit Committee ⁽¹⁾ Management Resources & Compensation Committee ⁽¹⁾		4 of 4 4 of 4 4 of 4	100%
Shares and Share Equivalents Held as of March 10, 2020				
Shares held⁽³⁾	DSUs held⁽⁴⁾	Total Shares and DSUs	Total value of Shares and DSUs⁽⁵⁾	Share ownership requirement⁽⁶⁾
-	51,599	51,599	\$675,005	Meets requirement

 <p>THOMAS V. MILROY Toronto, ON, Canada Age 64 Director since February 2016 Independent</p>	<p>Mr. Milroy is a director of API Group (OTC:JJAQF; LSE:JTWO) and serves as a member of the Audit Committee and as Chair of the Compensation Committee. He is also a director of Generation Capital Limited, a private investment company. Prior to that, Mr. Milroy served on the board of Restaurant Brands International Inc. (TSX/NYSE: QSR, TSX: QSP) and one of its predecessor companies, from 2013 to 2018. He worked for BMO Financial Group from 1993 to 2015, and served as Chief Executive Officer of BMO Capital Markets from 2008 to 2014, where he was responsible for all of BMO's business involving corporate, institutional and government clients globally. Mr. Milroy holds a Bachelor of Law and Master of Law from Cambridge University, an LLB from Dalhousie University, and a Bachelor of Arts from McGill University. He has completed the Advanced Management Program at the Harvard Business School. Mr. Milroy is a member of the Law Society of Upper Canada.</p>			
	Areas of Experience			
	Strategic Leadership International Government Relations & Public Policy		Financial Governance Human Resources & Compensation	
	Other Public Company Board or CEO roles		Positions	
	API Group (OTC:JJAQF; LSE:JTWO)		Director	
	2019 Annual Meeting Voting Results			
	Votes in Favour		Votes Withheld	
	52,110,272	98.71%	683,522	1.29%
	Interfor Board & Committee Memberships in 2019		2019 Attendance	Percentage Attended
	Board ⁽¹⁾ Audit Committee ⁽²⁾ Corporate Governance & Nominating Committee ⁽¹⁾		4 of 4 4 of 4 4 of 4	100%
Shares and Share Equivalents Held as of March 10, 2020				
Shares held⁽³⁾	DSUs held⁽⁴⁾	Total Shares and DSUs	Total value of Shares and DSUs⁽⁵⁾	Share ownership requirement⁽⁶⁾
15,000	26,723	41,723	\$587,869	Meets requirement

 <p>GILLIAN L. PLATT Kelowna, BC, Canada Age 66 Director since October 2016 Independent</p>	<p>Ms. Platt is a non-executive director and Senior Independent Director of CRH plc (LSE: CRH, ISE: CRG, NYSE: CRH), an Irish based building materials group and has served on that board since January 2017. From 2014 to 2016, she was the Executive Vice President and Chief Human Resources Officer at Finning International Inc. (TSX: FTT) with global responsibility for human resources, talent development and corporate communications. Prior to joining Finning, Ms. Platt was Executive Vice President, Human Resources & Corporate Affairs and Executive Vice President, Strategy & Corporate Development at Aviva, a multinational insurance company. She served as Vice President, Human Resources Planning and Development for Hudson's Bay Company and Senior Vice President, Corporate Affairs and Human Resources for Ontario Municipal Employees Retirement System. Ms. Platt holds a Bachelor of Arts from the University of Western Ontario and a Masters of Education from the University of Toronto.</p>			
	Areas of Experience			
	Strategic Leadership International Government Relations & Public Policy Environment, Health & Safety		Financial Governance Human Resources & Compensation	
	Other Public Company Board or CEO roles		Positions	
	CRH plc (LSE: CRH, ISE: CRG, NYSE: CRH)		Director	
	2019 Annual Meeting Voting Results			
	Votes in Favour		Votes Withheld	
	52,295,333	99.06%	498,461	0.94%
	Interfor Board & Committee Memberships in 2019		2019 Attendance	Percentage Attended
	Board ⁽¹⁾ Corporate Governance & Nominating Committee ⁽¹⁾ Management Resources & Compensation Committee ⁽²⁾		4 of 4 4 of 4 4 of 4	100%
Shares and Share Equivalents Held as of March 10, 2020				
Shares held⁽³⁾	DSUs held⁽⁴⁾	Total Shares and DSUs	Total value of Shares and DSUs⁽⁵⁾	Share ownership requirement⁽⁶⁾
-	14,255	14,255	\$243,778	By October 1, 2021

 <p>LAWRENCE SAUDER Vancouver, BC, Canada Age 67 Director since April 1984; Chair since 2008 Independent</p>	<p>Mr. Sauder is the Chair and a director of Hardwoods Distribution Inc. (TSX: HWD), a distributor of wood products, and a director of Metrie Canada Ltd. (formerly Sauder Industries Limited), a manufacturer and distributor of building products. From 2010 to 2018 Mr. Sauder was Chair of Metrie Canada Ltd. From 2010 to 2014, Mr. Sauder was Chief Executive Officer of Metrie Canada Ltd. and from 1988 to 2014, he was President of the Sauder Group of Companies. He also is a member of the Board of Trustees of the Vancouver Police Foundation.</p>			
	Areas of Experience			
	Strategic Leadership Financial Human Resources & Compensation		Industry Knowledge Governance Environment, Health & Safety	
	Other Public Company Board or CEO roles		Positions	
	Hardwoods Distribution Inc. (TSX: HWD)		Chair, Director	
	2019 Annual Meeting Voting Results			
	Votes in Favour		Votes Withheld	
	48,345,402	91.57%	4,448,392	8.43%
	Interfor Board & Committee Memberships in 2019		2019 Attendance	Percentage Attended
	Board ⁽²⁾ Environment & Safety Committee ⁽¹⁾ Management Resources & Compensation Committee ⁽¹⁾		4 of 4 4 of 4 4 of 4	100%
Shares and Share Equivalents Held as of March 10, 2020				
Shares held⁽³⁾	DSUs held⁽⁴⁾	Total Shares and DSUs	Total value of Shares and DSUs⁽⁵⁾	Share ownership requirement⁽⁶⁾
345,274	83,430	428,704	\$4,724,318	Meets requirement

 <p>CURTIS M. STEVENS Portland, Oregon, USA Age 67 Director since May 2018 Independent</p>	<p>Mr. Stevens is a director of Quanex Building Products Corporation (NYSE: NX) and has served on that board since 2010. He served as the CEO and a director of Louisiana-Pacific Corporation (NYSE: LPX), a building materials manufacturer, from 2012 until his retirement in June 2017. Mr. Stevens served as Louisiana-Pacific's Chief Operating Officer and Executive Vice President (2011 to 2012), Chief Financial Officer (1997 to 2011) and Executive Vice President, Administration (2002 to 2011). Mr. Stevens served as Chair of the Forest Products Association of Canada (2015 to 2017) and as a board member of the Nashville Area Chamber of Commerce (2014 to 2017). Mr. Stevens holds a Bachelor of Arts in Economics and a Master of Business Administration with a concentration in Finance from the University of California at Los Angeles.</p>			
	Areas of Experience			
	Strategic Leadership Financial Governance Human Resources & Compensation		Industry Knowledge International Government Relations and Public Policy Environment, Health & Safety	
	Other Public Company Board or CEO roles		Positions	
	Quanex Building Products Corporation (NYSE: NX)		Director	
	2019 Annual Meeting Voting Results			
	Votes in Favour		Votes Withheld	
	52,515,089	99.47%	278,705	0.53%
	Interfor Board & Committee Memberships in 2019		2019 Attendance	Percentage Attended
	Board ⁽¹⁾ Audit Committee ⁽¹⁾ Environment & Safety Committee ⁽¹⁾		4 of 4 4 of 4 4 of 4	100%
Shares and Share Equivalents Held as of March 10, 2020				
Shares held⁽³⁾	DSUs held⁽⁴⁾	Total Shares and DSUs	Total value of Shares and DSUs⁽⁵⁾	Share ownership requirement⁽⁶⁾
-	13,297	13,297	\$208,114	By May 3, 2023



DOUGLAS W.G. WHITEHEAD

Age 73
West Vancouver, BC,
Canada

Director since
April 2007

Independent

Mr. Whitehead is currently a director of Kal Tire Ltd. and a director of Belcorp Industries Inc. From 2000 to 2019 Mr. Whitehead was a director of Finning International Inc. (TSX: FTT) ("**Finning**"). From 2008 to 2016 and from 2017 to 2019, Mr. Whitehead was Board Chair of Finning, and from 2000 to 2008 he was the President and Chief Executive Officer of Finning. Prior to joining Finning, Mr. Whitehead held a number of senior executive positions with Fletcher Challenge Canada, including President and Chief Executive Officer, Senior Vice President and Chief Operating Officer and Vice President of the Crown Packaging Division. Previously, he served as director of Inmet Mining Corporation, Ballard Power Systems Inc., Terasen Inc., Fletcher Challenge Canada, Finlay Forest Industries, Timberwest Forest Limited and Kinder Morgan, Inc. Mr. Whitehead holds a Bachelor of Applied Sciences degree (Civil Engineering) from the University of British Columbia and a Master of Business Administration from the University of Western Ontario.

Areas of Experience

Strategic Leadership	Industry Knowledge
Financial	International
Governance	Government Relations & Public Policy
Human Resources & Compensation	Environment, Health & Safety

Other Public Company Board or CEO roles

Positions

n/a

n/a

2019 Annual Meeting Voting Results

Votes in Favour

Votes Withheld

51,512,278

97.57%

1,281,516

2.43%

Interfor Board & Committee Memberships in 2019

2019 Attendance

Percentage Attended

Board⁽¹⁾

Audit Committee⁽¹⁾

Management Resources & Compensation Committee⁽¹⁾

4 of 4

4 of 4

4 of 4

100%

Shares and Share Equivalents Held as of March 10, 2020

Shares held⁽³⁾

DSUs held⁽⁴⁾

Total Shares and DSUs

Total value of Shares and DSUs⁽⁵⁾

Share ownership requirement⁽⁶⁾

17,000

43,667

60,667

\$668,550

Meets requirement

(1) Current member of Board/committee.

(2) Current chair of Board/committee.

(3) The number of Shares held, including Shares directly or indirectly beneficially owned or under the control or direction of such nominee.

(4) For information on deferred share units ("**DSUs**"), see "Deferred Share Unit Plan" on page 32 of this Information Circular.

(5) This value is calculated as the greater of: (i) actual cost of Shares plus the grant date market value of DSUs awarded; and (ii) the fair market value, using the volume weighted average trading price of the Shares on the Toronto Stock Exchange for the five trading days preceding the applicable valuation date for such Shares and DSUs. The fair market value used for the comparison is \$11.02 per Share or DSU held, being the volume weighted average trading price of the Shares on the Toronto Stock Exchange for the five trading days preceding March 10, 2020.

(6) All non-executive directors, including the Chair of the Board, are required to own a minimum value of Shares and/or DSUs equal to three times the current Annual Non-executive Director Retainer of \$125,000 (i.e. a minimum value of \$375,000), within 5 years of becoming a director, or by December 31, 2019, whichever is later. The President & CEO, Mr. Fillingier, is required to hold a minimum value of Shares and/or DSUs, equal to three times his annual base salary – see page 48 of the Information Circular for details of his Share ownership requirement. In determining whether a director has met their minimum Share ownership requirement, the value of the total number of Shares and DSUs held by a director is calculated in the manner described in note (5) above.

(7) From April 2011 to July 31, 2015, Ms. Hull was the Executive Vice President and Chief Technical Officer of Peabody Energy Corporation, which filed for Chapter 11 bankruptcy protection on April 13, 2016 and emerged from Chapter 11 protection on April 3, 2017. From July 6, 2016 to October 24, 2019, Ms. Hull was a director of Cloud Peak Energy Inc., which filed for Chapter 11 bankruptcy protection on May 10, 2019 and received court approval for its plan to exit bankruptcy on December 5, 2019.

4. APPOINTING THE AUDITOR

The Board recommends the re-appointment of KPMG LLP, Chartered Professional Accountants, Vancouver, BC as the auditor of the Company to hold office until the close of the next annual general meeting of the Company. KPMG LLP has served as the auditor of the Company for more than five years. The Board will also be authorized to set the fees paid to the auditor. As a Shareholder, you have the opportunity to vote for or withhold from voting for the appointment of the auditor by voting on the following resolution:

"BE IT RESOLVED that KPMG LLP be appointed as auditor of the Company to hold office until the close of the next annual general meeting and the Board of Directors of the Company be authorized to set the fees of the auditor."

The Board recommends that you vote FOR the resolution appointing KPMG LLP as the auditor of the Company and authorizing the Board to set the auditor's fees.

Audit Fees

The table below shows fees paid or accrued to KPMG LLP for audit and other services for the years ended December 31, 2018 and 2019:

	2019	2018
Audit fees		
Fees billed for professional services rendered.	\$596,500	\$594,600
Audit-related fees		
Audit-related fees consist principally of fees for professional services rendered with respect to audits of a defined benefit pension plan and subsidiary companies.	26,500	48,300
Tax fees		
Tax fees consist of fees for tax compliance services, planning and related services, personal tax (foreign and domestic) compliance and planning advice, indirect tax recovery audit contingency fees which are based on percentage of recoveries.	52,363	42,649
All Other fees		
Forestry certification.	73,791	65,450
TOTAL	\$749,154	\$750,999

5. HAVING A "SAY ON PAY"

As part of Interfor's commitment to strong corporate governance practices and our process of Shareholder engagement, the Board has adopted a policy to hold an advisory vote on our approach to executive compensation at every annual general meeting of Shareholders. The purpose of a "Say on Pay" advisory vote is to provide Shareholders with the opportunity to indicate their acceptance of the Board's overall approach to executive compensation at Interfor. At the 2019 and 2018 annual general meetings, Interfor's approach to executive compensation was approved with 97.43% and 95.31%, respectively, of the Shares voted in support of the advisory Say on Pay resolution.

To fully understand the objectives, philosophy and principles the Board has used in its approach to executive compensation, we encourage you to read the executive compensation section starting on page 31 of this Information Circular. That section describes Interfor's compensation philosophy, the objectives and elements of the program and the measurement and assessment process used by Interfor.

As a Shareholder, you have the opportunity to vote *for* or *against* our approach to executive compensation by voting on the following resolution:

"BE IT RESOLVED THAT, on an advisory basis only and not to diminish the role and responsibilities of the Board of Directors, the Shareholders accept the approach to executive compensation disclosed in the Information Circular of the Company dated March 10, 2020 delivered in connection with the 2020 Annual Meeting of Shareholders."

Since this is an advisory vote, the results will not be binding on the Board or Interfor. The Board remains fully responsible for its compensation decisions and it is not relieved of its responsibilities by either a positive or negative advisory vote. However, the Board will consider the outcome of the vote as part of its ongoing review of the executive compensation program of Interfor, together with the feedback received from Shareholders in the course of regular communications.

The Board recommends that you vote FOR the "Say on Pay" resolution.

6. OTHER BUSINESS

If there are changes to these items of business or other items that properly come before the Annual Meeting, you (or your proxyholder, if you are voting by proxy) can vote as you see fit. As of the date of this Information Circular, we are not aware of any such changes or other items of business.

GOVERNANCE

We believe that strong governance improves corporate performance and benefits all stakeholders. Honesty and integrity are vital to ensuring good corporate governance.

This section discusses our governance policies and practices, and the role and functioning of our Board.

OUR GOVERNANCE PRACTICES

Interfor is a public company with its Shares listed on the Toronto Stock Exchange (“**TSX**”). We comply with corporate governance guidelines that apply to Canadian companies listed on the TSX.

Our corporate governance practices also meet or exceed the guidelines adopted by the Canadian Securities Administrators set out under:

- National Instrument 52-110 – *Audit Committees*;
- National Instrument 58-101 – *Disclosure of Corporate Governance Practices*; and
- National Policy 58-201 – *Corporate Governance Guidelines*.

(collectively, the “**Governance Disclosure Rules**”).

We monitor regulatory developments and governance best practices as they evolve. We adopt regulatory changes that apply to us and incorporate best practices in governance that are appropriate to our circumstances.

BOARD CHARACTERISTICS

Operating Independently

Having an independent Board is critical to effective oversight and good governance. The Board requires that at least a majority of its directors be independent within the meaning of Canadian securities law, regulations and policies and the rules of the TSX.

Our Corporate Governance & Nominating Committee is responsible for reviewing the independence of every Board member and nominated director, based on the independence requirements set out in the Governance Disclosure Rules, taking into account their businesses and any other relationships they have with the Company (and its affiliates) and senior management (and their affiliates). The Corporate Governance & Nominating Committee has determined that ten of the eleven nominated directors are independent directors. Ian Fillinger, President & Chief Executive Officer, is an executive officer of the Company and as such, is not an independent director under the Governance Disclosure Rules.

The table below describes the independence status of each nominated director.

Name	Independent	Not Independent	Reason for Non-Independent Status
Ian M. Fillinger		√	President & CEO of Interfor
Christopher R. Griffin	√		
Jeane L. Hull	√		
Rhonda D. Hunter	√		
Gordon H. MacDougall	√		
J. Eddie McMillan	√		
Thomas V. Milroy	√		
Gillian L. Platt	√		
Lawrence Sauder	√		
Curtis M. Stevens	√		
Douglas W.G. Whitehead	√		

To enable the Board to function independently of management, the following structures and processes are in place:

- the role of Chair of the Board is separate from the role of Chief Executive Officer (“**CEO**”);
- a majority of the directors are independent, including the Chair of the Board;
- there are no members of management on the Board, other than the CEO;
- the independent directors meet after every Board meeting and at any other time it is deemed necessary by the Chair of the Board, without any members of management present;
- the CEO’s compensation is considered in his absence by the Management Resources & Compensation Committee (“**MRCC**”) and the independent members of the Board; and
- in addition to the standing committees of the Board, special committees composed entirely of independent directors are appointed from time to time, when appropriate.

Chair of the Board

The Chair of the Board is Mr. Sauder, whose tenure on the Board began during a time when Sauder Industries Limited (“**SIL**”) was a controlling shareholder of the Company. However, in 2013, SIL relinquished its voting control of the Company and, since then, the Shares have continued to be widely held and there has not been a controlling shareholder. In 2014, the Board determined that Mr. Sauder was an independent director and, since that time, the Corporate Governance & Nominating Committee has regularly evaluated and confirmed Mr. Sauder’s independence taking into account his consistent focus on value creation and his demonstration of independence through his actions.

Continuity at the Board and Chair level is currently required in light of recent changes in the senior executive team, including the appointment of a new President & CEO effective January 1, 2020 and an executive search for a new Chief Financial Officer following the resignation of the current Chief Financial Officer effective April 30, 2020.

The Board has developed a written position description for the Chair of the Board. The Chair of the Board is responsible for the effective functioning of the Board and for providing leadership to the Board. The Chair of the Board’s duties include ensuring the adoption of and compliance with governance procedures, ensuring that the Board understands its obligations to the Company, Shareholders, management, other stakeholders and under the

law, and ensuring that directors understand the boundaries between the Board and management responsibilities.

Chairs of Board Committees

The Board has developed a written position description for the Chairs of the committees of the Board. The Chair of each committee is responsible for overseeing matters and responsibilities of the committee under its Terms of Reference and, where appropriate, disclosing such matters to, and discussing them with, the Board.

Board and Committee Meetings

Regular Board and committee meeting dates are set one to two years in advance, and special meetings are scheduled as required. Directors are expected to attend all Board and committee meetings. Directors are encouraged to attend meetings in person, but they may also participate by teleconference. The attendance record for each nominated director for all Board and committee meetings held during 2019 is set out in their director profile starting on page 10 of this Information Circular. In addition to regular Board meetings, the Board participates annually in an in-depth strategic planning session, described on page 25 of this Information Circular. Four Board members who were tasked with considering CEO succession, met with each other three times in February, twice in April and once in August, 2019 and, in addition, held a number of individual meetings with CEO candidates. In between formal meetings, Board members have regular communication with management through calls on specific topics such as succession planning, transactions and significant operational changes, as well as frequent dialogue in preparation for each of the quarterly Board and committee meetings. Board members also receive monthly financial result updates from management, which often prompts discussions between directors and management. The table below sets out a summary of the formal Board and committee meetings held during 2019.

Board/Committee	Total number of regularly scheduled meetings	Total number of special meetings
Board	4	-
Audit Committee	4	-
Corporate Governance & Nominating Committee	4	-
Management Resources & Compensation Committee	4	-
Environment & Safety Committee	4	-

Independent Director Sessions

At each meeting of the Board (including regularly scheduled meetings, ad hoc meetings and special meetings) and at each regularly scheduled committee meeting, the directors meet "in-camera" without management other than the CEO present, followed immediately by an independent director session without the CEO or any other member of management present. The table below sets out the number of independent director sessions held in 2019.

Board/Committee	Total number of regularly scheduled meetings	Independent director in-camera sessions held
Board of Directors	4	4
Audit Committee	4	4
Corporate Governance & Nominating Committee	4	4
Management Resources & Compensation Committee	4	4
Environment & Safety Committee	4	4

Independent Advice

The Board and each of its four standing committees can retain independent advisors to assist them in carrying out their duties and responsibilities.

Serving on other Boards

We do not have a specific policy limiting the number of other public company boards on which our directors can serve. We discuss the time commitment, duties and responsibilities with every director candidate so they have a full understanding of the role and our expectations of directors. The Corporate Governance & Nominating Committee monitors director relationships to ensure their business associations do not hinder their role as a director of Interfor or Board performance overall. The director profiles starting on page 10 of this Information Circular describe the other public company boards on which the nominated directors serve and their attendance record at meetings of the Board and its committees.

Director Interlocks

An interlock occurs when two or more Board members sit together on other boards as well. As of the date of this Information Circular, there were no interlocks between Board members.

Share Ownership Requirement

Our Share ownership requirement for our directors, aligns their interests with those of our Shareholders. The ownership requirement is significant, and directors must meet the requirement within five years of becoming a director, or by December 31, 2019, whichever is later. See page 32 of this Information Circular for more information about the directors' Share ownership requirement. See the director profiles starting on page 10 of this Information Circular for each nominated director's Share ownership status as of the date of this Information Circular.

Directors' Skills and Experience

Directors are nominated for election to the Board, if they meet the Board's diversity and geographic requirements, and have an appropriate mix of skills and experience to provide effective oversight and support our future growth. The Corporate Governance & Nominating Committee uses a skills and experience matrix to assess the composition of the Board and to recruit new director candidates based on our current and future needs, including strategic leadership; industry knowledge; financial; international; governance; government relations and public policy; human resources and compensation; and environment, health and safety experience.

The matrix below gives a summary of each nominated director's skills and experience.

Area of Expertise	Fillinger	Griffin	Hull	Hunter	MacDougall	McMillan	Milroy	Platt	Sauder	Stevens	Whitehead
STRATEGIC LEADERSHIP											
Experience driving strategic development activities, leading organic or acquisition growth	✓	✓	✓	✓	✓	✓	✓	✓	✓	✓	✓
Experience as CEO or senior executive officer of a public company or major organization											
INDUSTRY KNOWLEDGE											
Senior executive experience in the forest products industry, particularly in operations, sales & marketing	✓			✓		✓			✓	✓	✓
FINANCIAL											
Experience in corporate borrowing, lending and public market transactions											
Experience in investment banking or mergers & acquisitions											
Experience as the CFO of a public company, or as a Senior Audit Partner with one of the major audit firms	✓	✓	✓	✓	✓	✓	✓	✓	✓	✓	✓
Experience with risk management systems, assessment and management of risk											
Ability to read and understand financial statements with the breadth and level of complexity of issues reasonably expected in the Company's financial statements											
INTERNATIONAL											
Working in an organization with global operations and a good understanding of cultural, political, regulatory requirements	✓	✓	✓	✓	✓	✓	✓	✓		✓	✓
Good understanding of macro-economic factors affecting global and domestic activities											
GOVERNANCE											
Board Experience with a major organization with developed governance practices	✓	✓	✓	✓	✓	✓	✓	✓	✓	✓	✓
Board or committee chair experience											
GOVERNMENT RELATIONS & PUBLIC POLICY											
Experience in, or strong understanding of, workings of government and public policy, particularly related to land-based industries	✓		✓	✓		✓	✓	✓		✓	✓
Experience or strong understanding of, First Nations relations, including consultation process, rights and title											
HUMAN RESOURCES & COMPENSATION											
Strong understanding of compensation, benefits and pension programs and legislation, expertise in executive compensation	✓	✓	✓	✓	✓	✓	✓	✓	✓	✓	✓
Labour relations											
Experience in developing or assessing succession planning, talent development, retention											
ENVIRONMENT, HEALTH & SAFETY											
Executive experience demonstrating a strong understanding of requirements and leading practices for workplace health & safety and protection of the environment, including the requirements for a strong safety culture	✓	✓	✓	✓		✓		✓	✓	✓	✓
Understanding the constituents of sound sustainable business practices											

ETHICAL BUSINESS CONDUCT

Code of Conduct & Ethics

We have a Code of Conduct & Ethics (the “**Code**”) that applies to all of Interfor’s directors, officers and employees. The Code is distributed to all directors, officers and employees and is available on our intranet site, under our profile on SEDAR (www.sedar.com) and on our website (www.interfor.com). Compliance with the Code is a condition of employment for our employees and a condition of office in the case of our directors.

Under the Code, if a person has reason to believe that someone has violated or may violate a law, the Code, or any other Company policy, they must report that information immediately to any one of the following:

- their supervisor or human resources representative;
- our CEO, General Counsel, Chair of the Corporate Governance & Nominating Committee, or for accounting or auditing matters, Chair of the Audit Committee; or
- by calling our confidential whistleblower hotline (1-844-449-9988 toll free from North America, or +1-604-681-2175 worldwide), or sending an email to whistleblower@interfor.com, and our General Counsel will follow up on communications received.

The Code and the Company’s Whistleblower Policy protect those who raise a concern or report misconduct in good faith.

All reports are promptly investigated and appropriate disciplinary actions are taken if warranted by the investigation. Any person who receives a report of a Code violation or suspected violation is required under the Company’s Whistleblower Policy to inform the CEO of the report on a timely basis. Any Code violations and their resolutions are reported to the Chair of the Audit Committee in the case of accounting and auditing complaints or concerns, and the Chair of the Corporate Governance & Nominating Committee in all other cases, on a quarterly basis or sooner if circumstances so warrant.

Each year, all directors, officers and salaried employees are asked to acknowledge that they have read and understand the Corporate Policy Manual, including the Code and the Whistleblower Policy, and undertake to comply with all of the requirements of such policies. In January 2020, 100% of the Company’s directors, officers and salaried employees provided their acknowledgment and agreement to abide by these policies.

Disclosure Policy

We issue timely, fair and accurate disclosure of all material information relating to Interfor to keep Shareholders and the public informed about our affairs. Complying with our Disclosure Policy is critical to maintaining our integrity and each director, officer and employee has an obligation to ensure that we conduct ourselves according to the policy and its objectives. You can find our Disclosure Policy on our website (www.interfor.com).

Insider Trading Policy

Our Insider Trading Policy, which is available on our website (www.interfor.com):

- regulates trading in Shares by our insiders;
- establishes a regular black-out calendar;
- prohibits short-term, speculative or hedging transactions involving our Shares; and
- ensures we fulfil our obligations to the TSX, regulators and investors.

Conflicts of Interest

Under the *Business Corporations Act* (British Columbia), the Company's Articles and the Directors' Terms of Reference, any director or executive officer who holds any office or possesses any property, right or interest that could result in the creation of a duty or interest that conflicts with the individual's duty or interest as a director or executive officer of the Company, must promptly disclose the nature and extent of that conflict. A director who has a conflict of interest on any matter is prohibited from voting on any Board resolution touching on such matter.

DIRECTOR ORIENTATION, EDUCATION AND DEVELOPMENT

We believe that director education helps directors maintain skills, gain insights and increase their understanding of our operations and of current and emerging issues that affect our business and governance practices.

As part of their continuing education and development, the Board receives quarterly updates from management on industry developments and the Board committees receive regular updates on forest policy changes and accounting, legal, governance and regulatory changes relevant to the Company. The Board also participates annually in an in-depth strategic planning session, during when there is extensive sharing of information and discussion of strategic issues and opportunities for the Company. Mill and woodlands tours are provided from time to time with a focus on capital expenditures, safety and the environment. To deepen directors' familiarity with different aspects of the Company's business, the Board rotates individual directors from time to time onto different committees of the Board.

New directors are provided with both written material and an orientation tour of certain of the Company's facilities close to the time of their appointment as directors. The written orientation material includes the governance practices of the Company, the Terms of Reference and Policies for Directors, as well as industry and Company-specific information which is updated regularly. New directors also receive an overview of the Company's business, management, financial reporting and accounting policies and procedures, strategic plan, risk management plan and financial position. The new director written orientation material is available to all directors.

During 2019, Ms. Hunter and Mr. Griffin attended a three-day orientation including a tour of three sawmills in the Southern region (comprised of the US states of Georgia, Arkansas and South Carolina), and Ms. Hunter and Messrs. Griffin and Stevens attended a three-day orientation including tours of three sawmills and one woodlands operation in the Western region (comprised of the province of British Columbia, Canada and the US states of Washington and Oregon).

Directors are encouraged and authorized to participate in continuing education relevant to their roles and responsibilities on the Board and its committees.

ROLES AND RESPONSIBILITIES OF THE BOARD

The Board is responsible for the stewardship of the Company on behalf of the Shareholders. The Board's stewardship responsibilities are set out in the Mandate of the Board attached as Appendix A to this Information Circular. The Board discharges its responsibilities both directly and through the committees of the Board.

The objective of the Board is to ensure that the business and affairs of the Company are conducted in the best interests of the Company and in conformity with law. Acting in the best interests of the Company involves a consideration of the long term best interests of the Company, while also giving consideration to the interests of the various stakeholders of the Company. The Board’s general role is to promote a strong, viable and competitive company operating with honesty and integrity and to supervise the Company’s management in the conduct of the affairs and business of the Company.

The Board has delegated responsibility for the day-to-day conduct of business to the Company’s management and expects them to fulfill this responsibility in a manner consistent with achieving the Board’s objective.

Overseeing the CEO

The CEO is appointed by the Board and is responsible for the overall performance of the Company. The Board has developed a written position description for the CEO, which is available on our website (www.interfor.com). The CEO’s key responsibilities include working with the Board to determine the strategic direction of the Company and its annual goals and objectives, and providing leadership to management in achieving those goals and objectives.

The MRCC annually reviews the CEO’s goals and objectives and position description, to ensure they are aligned with the Mandate of the Board, and the MRCC recommends their approval to the Board. Approval of the CEO’s goals and objectives and position description can only be done by the Board. The MRCC is also responsible for monitoring the performance of the CEO against his annual goals and objectives and reports its conclusions back to the Board.

Strategic Planning

We have a multi-year strategic plan that balances risk and reward. Management is responsible for developing our strategic plan, and holds an intensive strategic planning session with the directors of the Company every year. At the strategic planning session, management provides an annual review and update of the prior year’s plan, revises our future multi-year strategic plan based on our progress and establishes annual corporate objectives and goals. After significant discussion and input from the directors, and possible revisions, management presents the multi-year strategic plan to the Board for its approval. Management also presents strategic issues to the Board at quarterly Board meetings and as needed throughout the year.

Risk oversight

We face a variety of risks as part of our business activities including financial, information systems security, compensation, retention, succession, governance, environmental, health and safety, operational, strategic and reputational risks. The Board has overall responsibility for risk oversight and retains oversight for risks not assigned to a specific Board committee. Each committee is responsible for monitoring risks in a specific area.

Committee	Risk Responsibilities
Audit Committee	Financial, information systems security risks
Management Resources & Compensation Committee	Management compensation, retention and succession risks
Corporate Governance & Nominating Committee	Governance, board succession risks
Environment & Safety Committee	Environmental, health and safety risks

Internal controls

The Board and Board committees are responsible for monitoring the integrity of our internal controls and management information systems.

The Audit Committee is responsible for overseeing the Company's internal controls, including the assessment of the Company's disclosure controls and procedures, and internal controls over financial reporting. Management presents the Company's financial statements and management's discussion and analysis to the Audit Committee and the Board quarterly.

Management is responsible for establishing and maintaining an adequate system of internal control over financial reporting. This provides reasonable assurance that public reporting of our financial information is reliable and accurate, transactions are appropriately accounted for and assets are adequately safeguarded. Management reports its assessment of material changes in internal controls over financial reporting, quarterly to the Audit Committee.

KPMG LLP provided an unqualified audit opinion on our consolidated financial statements for the years ended December 31, 2019 and December 31, 2018.

Succession Planning

The MRCC reviews succession planning for management on an annual basis. See page 37 of this Information Circular for more detail regarding the succession planning and transition of the role of President & CEO of the Company.

Assessing the Board and its Committees

The Board carries out an assessment of the Board and its committees every year. Directors (other than the CEO) are asked to rate the effectiveness of the Board and each committee of the Board by way of a comprehensive questionnaire and, in alternate years, a mini questionnaire with certain targeted open questions (the "**Board Effectiveness Assessment**"). The Board Effectiveness Assessment is conducted confidentially. The Corporate Governance & Nominating Committee discusses the collated results of the Board Effectiveness Assessment and reports those results to the Board.

The Chair of the Board annually evaluates the effectiveness of individual directors through discussions with each director.

Board Renewal

All directors are elected annually at the annual general meeting of Shareholders, to hold office until the close of the next annual general meeting, or until their successors are elected or appointed.

In conjunction with the Chair of the Board, the Corporate Governance & Nominating Committee is responsible for identifying, recruiting, and recommending to the Board new directors for nomination or appointment. The Corporate Governance & Nominating Committee is also responsible for recommending to the Board the directors to be nominated for election at the next annual general meeting.

The Corporate Governance & Nominating Committee uses a skills and experience matrix (see page 22 of this Information Circular) to assess the composition of the Board and for recruiting new director candidates based on our current and future needs. The Committee also assesses the individual qualifications, diversity, integrity, professionalism and

independent judgment of directors and new director candidates, to ensure that they fulfill the Board's composition requirements.

To encourage and facilitate Board renewal, the Board has approved a mandatory retirement policy. Directors will not be eligible for re-election at an annual general meeting if, as of the date of that annual general meeting, the director (i) is 75 years old or older, and (ii) has served as a director on the Board for 10 or more years. The Board may waive the mandatory retirement requirement if, after conducting a thorough search, a qualified replacement director cannot be found; or if the retiring director possesses such unique skills that the loss of these skills would be a material loss to the Company.

The Board believes that it has achieved healthy renewal through ordinary turnover and its mandatory retirement policy—in the past five years, five new independent directors have joined our Board. The Board has not adopted term limits at this time, because it would risk losing directors with a deep understanding of our Company and business, and it would lose the flexibility to effectively manage and maintain continuity through changes at the Board and senior management levels. In the context of our Board succession plans, we have increased the size of our board and continue to retain directors with lengthy tenures, to provide an appropriate transition and orientation period for new directors. Although four of our current directors have tenures of over 10 years, they remain strongly independent and capable of providing effective oversight and appropriately challenging management.

Furthermore, recent changes at the senior management level address any risk of current Board members not being sufficiently independent of management, including the appointment of a new President & CEO effective January 1, 2020 and an executive search for a new Chief Financial Officer following the resignation of the current Chief Financial Officer effective April 30, 2020.

Board Diversity

The Board recognizes the benefits of diversity and has adopted a formal Diversity Policy. Under the Policy, the Company bases director nominations on merit and selects the best person available to fulfill these roles. Within this framework, to support the Company's diversity objectives, the Board, when identifying and considering candidates for director:

- considers all aspects of diversity in the candidate selection criteria, including race, ethnicity, nationality, Indigenous origin or heritage, gender, gender identity, sexual orientation, religion, age, disability, geographical representation and regional and industry experience of the candidate;
- considers the level of representation of women on the Board; and
- in addition to its own searches, as and when appropriate from time to time, engages independent external advisors to conduct a search for candidates who meet the Board's and the Company's expertise, skills and diversity criteria.

There are currently three women directors on our Board, making up 27% of the Board.

Access to Management

Key managers are included from time to time in Board meetings, dinners and tours, so they can share their expertise on specific matters. This also gives the Board an opportunity to meet individuals who have the potential to assume more senior positions in the future, and for these individuals to gain exposure to the Board.

Communicating with the Board

We are committed to Shareholder engagement and communicating with our Shareholders. Shareholders and other interested parties can communicate directly with members of the Board, including the Chair of the Board and other independent directors.

Shareholders can contact the Chair of the Board or any of the directors as follows:

Mail: Attention: Corporate Secretary
Interfor Corporation
P.O. Box 49114, 3500-1055 Dunsmuir Street
Vancouver, BC, Canada
V7X 1H7

Email: corporatesecretary@interfor.com

COMMITTEES OF THE BOARD

The Board has established four standing committees to help carry out its responsibilities more effectively:

- Audit Committee;
- Corporate Governance & Nominating Committee;
- Environment & Safety Committee; and
- Management Resources & Compensation Committee.

The Board may also create special ad hoc committees from time to time to deal with other important matters.

Committee members are appointed annually following the Company's annual general meeting. The Corporate Governance & Nominating Committee, in conjunction with the Chair of the Board, recommends member and chair appointments for each of the committees. The Audit Committee and the Corporate Governance & Nominating Committee must consist entirely of independent directors. The MRCC and the Environment & Safety Committee must have a majority of independent directors.

Each committee operates in accordance with Board-approved Terms of Reference. A written position description is in place for the committee chairs. At least once a year, each committee reviews its Terms of Reference and recommends any changes to the Corporate Governance & Nominating Committee, which submits such changes to the Board for approval. The position description for the committee chairs and each committee's Terms of Reference, is available on our website (www.interfor.com).

Each committee has the authority, at Interfor's expense, to engage any external advisors it deems necessary to carry out their respective duties and responsibilities. All committee meetings include scheduled in-camera sessions when members can discuss the committee operations and responsibilities without management present.

Information about each committee, as of the date of this Information Circular, is set forth below. The committees will be reconstituted after the Annual Meeting.

Corporate Governance & Nominating Committee

Members	Gord MacDougall (Chair) Jeane Hull Tom Milroy Gillian Platt
Meetings in 2019	4 regularly scheduled meetings. All meetings included in-camera sessions without management present.
Independence	4 members, 100% independent.

The Corporate Governance & Nominating Committee is responsible for assisting the Board in fulfilling its oversight responsibilities to ensure that the Company has an effective corporate governance regime, monitoring the size, composition, independence and effectiveness of the Board, its members and committees. The Committee annually reviews and recommends for approval to the Board, director compensation. It ensures there is an orientation process for new directors and an ongoing education program to increase the directors' awareness of the Company's business and the issues it faces. The Committee reviews the nomination of new director candidates in consultation with the Chair of the Board.

Audit Committee

Members	Tom Milroy (Chair) Christopher Griffin Rhonda Hunter Eddie McMillan Curt Stevens Doug Whitehead
Meetings in 2019	4 regularly scheduled meetings. All meetings included in-camera sessions without management present. The committee also met independently with the Company's external auditor at every meeting.
Independence	6 members, 100% independent and financially literate under the requirements of National Instrument 52-110 - <i>Audit Committees</i> .

The Audit Committee supports the Board in fulfilling its oversight responsibilities regarding the integrity of the Company's accounting and financial reporting, disclosure, internal controls, external auditor and information technology. The Audit Committee also reviews the risks and risk management strategy of the Company. The Audit Committee is responsible for overseeing the external auditor, regularly reviews its qualifications and experience, reviews its fees and any non-audit services provided by it, and recommends its appointment to the Board. More information about the Audit Committee and its Terms of Reference can be found in our Annual Information Form for the year ended December 31, 2019, which is available on our website (www.interfor.com) and under the Company's profile on SEDAR (www.sedar.com).

Environment & Safety Committee

Members	Jeane Hull (Chair) Christopher Griffin Rhonda Hunter Gord MacDougall Curt Stevens Lawrence Sauder
Meetings in 2019	4 regularly scheduled meetings. All meetings included in-camera sessions without management present.
Independence	6 members, 100% independent.

The Environment & Safety Committee is mandated to monitor the Company's ongoing commitment to its principles, values and policies regarding environment and safety matters.

The Committee ensures that management develops, implements and maintains an effective environmental management system and health and safety policy. The Committee reviews the Company’s safety priorities and performance quarterly, and ensures that the Board is informed of any material non-compliance with these policies and any material impending or existing environment or health and safety events, charges or convictions. The Committee also reviews the Company’s disclosure of environmental issues and policies.

Management Resources & Compensation Committee

Members	Gillian Platt (Chair) Eddie McMillan Lawrence Sauder Doug Whitehead
Meetings in 2019	4 regularly scheduled meetings. All meetings included in-camera sessions without management present.
Independence	4 members, 100% independent.

The MRCC is comprised of independent directors with the experience and knowledge to effectively govern human resources and compensation matters of the Company. The MRCC is responsible for ensuring that the Company develops and implements long range plans and programs for attracting, retaining, developing, motivating, evaluating and compensating management to provide the Company with a high level of strength, depth and continuity in its human resources. The MRCC’s duties and responsibilities include reviewing and approving the Company’s succession and development plan, reviewing and approving the compensation for all officers of the Company except the CEO and, in the case of the CEO’s compensation, reviewing and making recommendations for approval by the Board. The MRCC reviews and recommends approval to the Board of the CEO’s goals and objectives to ensure they are aligned with the Mandate of the Board, and monitors the CEO’s performance relative to those goals and objectives. The MRCC also reviews the status of the Company’s pension plans, the performance of its pension funds, the training and development plans for candidates for key management positions, the Company’s disclosure of executive compensation information and the competitiveness of the Company’s compensation levels.

COMPENSATION

This section discusses compensation governance, our director and executive compensation programs, and the decisions affecting executive pay for 2019.

DIRECTOR COMPENSATION

Director compensation is intended to provide an appropriate level of remuneration considering the responsibilities, time requirements and accountability of directors' roles on the Board. The Corporate Governance & Nominating Committee annually reviews and recommends to the Board the compensation for all Board members. The Company does not target director compensation pay levels at a specific market percentile. Using informed and independent judgment, the Company seeks to provide broadly competitive compensation arrangements that attract and retain qualified and experienced directors. The Corporate Governance & Nominating Committee uses comparative information to ensure that the compensation is competitive.

Annual Retainers and Meeting Fees

The following table shows the basis of compensation paid to directors during 2019:

	\$
Chair of the Board	
Annual Chair Retainer ⁽¹⁾	250,000
Board Members	
Annual Non-executive Director Retainer ⁽¹⁾	125,000
Annual Lead Director Retainer	20,000
Committee Members	
Annual Committee Chair Retainer (except Audit Committee Chair)	10,000
Annual Audit Committee Chair Retainer	15,000
Other	
Per Diem Rate - For Company business, tours or strategy sessions on days other than meeting days	1,000
Travel Time - if more than 1/2 day is required	1,000
Expenses	
Travel and Other Significant Expenses	Actual

(1) The Annual Chair Retainer and the Annual Non-executive Director Retainer are inclusive of all fees, other than Committee Chair Retainers, per diem rates, travel time and expenses.

Effective January 1, 2015, a minimum of 60% of the Annual Chair Retainer or the Annual Non-executive Director Retainer, as applicable, is paid in the form of deferred share units ("DSUs"). For more information on DSUs, see the next section.

Deferred Share Unit Plan (“DSU Plan”)

DSUs represent a notional number of Shares of the Company and are redeemable for a cash payment equal to the fair market value on the redemption date of the Shares represented by the DSUs. The fair market value of Shares on a specified date is defined as the volume weighted average trading price of the Shares on the TSX for the five consecutive trading days ending on the trading day immediately prior to the date in question (“**Fair Market Value**”).

The Board awards DSUs to promote an alignment of interests between the recipient of the DSUs and Shareholders. DSUs held by directors also assist in the directors achieving their minimum Share ownership requirements.

DSUs can be redeemed only when a termination of position has occurred. In the event of a termination of position, vested DSUs either will be redeemed at the Fair Market Value of the Shares they represent 30 days after the date of such termination (for US DSU holders), or will be redeemable until December 1st of the year following the year in which the termination of position occurred. In the event of a termination of position due to death, disability or retirement, any unvested DSUs will continue to vest between the termination date and December 1st of the year following the year of termination, and any DSUs that became vested during that period will be redeemed at the Fair Market Value of the Shares they represent at the end of that period. In the event of a termination of position for reasons other than death, disability or retirement, any unvested DSUs on the termination date will become null and void.

When cash dividends are paid on Shares, dividend equivalents will be converted into additional DSUs, based on the number of DSUs held and the Fair Market Value of Shares on the dividend payment date. No dividends have been paid by the Company since the DSU Plan was established in 2004.

For the period from January 1, 2019 until December 31, 2019, Interfor’s non-executive directors received payment of at least 60% of their annual retainer in the form of DSUs, and elected whether to receive the remaining 40% in cash, DSUs or a combination of both. DSUs granted to directors in payment of their annual retainer vest immediately.

The actual number of DSUs granted to a director is calculated by dividing the dollar amount of the portion of the annual retainer to be paid in DSUs by the Fair Market Value of Shares as at the end of each calendar quarter.

Directors’ Share Ownership Requirement

The Company has in place a Share ownership requirement for all non-executive directors to align the interests of directors with those of Shareholders. All non-executive directors, including the Chair of the Board, are required to own a minimum value of Shares and DSUs equal to three times the current Annual Non-executive Director Retainer within five years of becoming a director, or by December 31, 2019, whichever is later. The Share ownership requirement for non-executive directors is currently \$375,000. See page 48 of the Information Circular for details of the Share ownership requirement of the CEO.

The following table shows the actual Shares and DSU holdings, and required value of the Share and DSU ownership, as of December 31, 2019 for all of the independent directors standing for election at the Annual Meeting.

	Number of Shares Held ⁽¹⁾	Number of DSUs Held ⁽²⁾	Total Shares and DSUs Held	Value of Shares and DSUs Held ⁽³⁾	Value of Holdings Required	Requirement Met or Date Required
Christopher R. Griffin	-	3,393	3,393	\$50,827	\$375,000	Aug. 8, 2024
Jeane L. Hull	-	34,172	34,172	\$533,957	\$375,000	Requirement Met
Rhonda Hunter	-	3,451	3,451	\$51,696	\$375,000	May 2, 2024
Gordon H. MacDougall	15,000	88,787	103,787	\$1,554,729	\$375,000	Requirement Met
J. Eddie McMillan	-	51,599	51,599	\$772,953	\$375,000	Requirement Met
Thomas V. Milroy	15,000	26,723	41,723	\$625,011	\$375,000	Requirement Met
Gillian L. Platt	-	14,255	14,255	\$243,778	\$375,000	Oct. 1, 2021
Lawrence Sauder	345,274	83,430	428,704	\$6,421,986	\$375,000	Requirement Met
Curtis M. Stevens	-	13,297	13,297	\$208,114	\$375,000	May 3, 2023
Douglas W.G. Whitehead	17,000	43,667	60,667	\$908,792	\$375,000	Requirement Met

- (1) The number of Shares held, including Shares directly or indirectly beneficially owned or under the control or direction of such nominee.
- (2) All directors' Share-based awards are held in the form of DSUs. DSUs granted to directors vest immediately upon grant but can only be redeemed when a termination of position has occurred.
- (3) In determining whether a non-executive director has met their minimum Share ownership requirement, the total number of Shares and DSUs held by a non-executive director will be valued at the greater of: (i) actual cost of Shares plus the grant date Fair Market Value of DSUs awarded; and (ii) the Fair Market Value on the applicable valuation date for such Shares and DSUs. The Fair Market Value used for the comparison above is \$14.98 per Share or DSU held, being the Fair Market Value of Shares as at December 31, 2019.

Director Total Compensation

The following table sets out the total director compensation for the year ended December 31, 2019.

Name ⁽¹⁾	Share-based Awards ⁽³⁾							Total
	Fees Paid in Cash ⁽²⁾	DSUs Received in lieu of Annual Director Retainer	DSU Plan Awards	Option-based Awards	Non-Equity Incentive Plan Compensation	Pension Value	All Other Compensation ⁽⁴⁾	
	\$	\$	\$	\$	\$	\$	\$	\$
Christopher R. Griffin⁽⁵⁾	-	49,932	-	-	-	-	9,000	58,932
Jeane L. Hull	60,000	75,000	-	-	-	-	6,000	141,000
Rhonda Hunter⁽⁶⁾	33,242	49,863	-	-	-	-	10,000	93,105
Gordon H. MacDougall	60,000	75,000	-	-	-	-	2,000	137,000
J. Eddie McMillan	50,000	75,000	-	-	-	-	8,000	133,000
Thomas V. Milroy	15,000	125,000	-	-	-	-	7,000	147,000
Gillian L. Platt	60,000	75,000	-	-	-	-	6,000	141,000
Lawrence Sauder	100,000	150,000	-	-	-	-	2,000	252,000
Curtis M. Stevens	-	125,000	-	-	-	-	7,000	132,000
Douglas W.G. Whitehead	50,000	75,000	-	-	-	-	1,000	126,000

(1) The total compensation for the year of the former CEO, Mr. Davies, is set out in the Summary Compensation Table on page 49 of this Information Circular.

(2) Fees earned consist of the portion of the Annual Chair Retainer, Annual Non-executive Director Retainers and annual committee chair retainers paid in cash.

(3) All directors' Share-based awards are held in the form of DSUs. DSUs granted to directors vest immediately upon grant but can only be redeemed when a termination of position has occurred. The DSU Plan provides that DSUs shall be awarded at the Fair Market Value of the Shares on the date of the grant. The amount reflected in the table represents the value which the Board has determined is the grant date Fair Market Value of such DSUs.

(4) All Other Compensation consists of per diem rates and travel time.

(5) Mr. Griffin was appointed as a director of the Company on August 8, 2019.

(6) Ms. Hunter was appointed as a director of the Company on May 2, 2019.

Director Outstanding Share-Based Awards and Option-Based Awards

The following table sets out for each of the directors, all option-based and Share-based awards outstanding as at December 31, 2019.

Name ⁽¹⁾	Option-based Awards				Share-based Awards ⁽²⁾		
	Number of Securities Underlying Unexercised Options	Option Exercise Price	Option Expiration Date	Value of Unexercised, In-the-money Options	Number of Shares or Units of Shares that have not Vested	Market or Payout Value of Share-based Awards that have not Vested	Market or Payout Value of vested Share-based Awards not paid out or distributed
	#	\$		\$	#	\$	\$
Christopher R. Griffin ⁽³⁾							
DSUs	-	-	-	-	-	-	\$50,827
Jeane L. Hull							
DSUs	-	-	-	-	-	-	\$511,897
Rhonda Hunter ⁽⁴⁾							
DSUs	-	-	-	-	-	-	\$51,696
Gordon H. MacDougall							
DSUs	-	-	-	-	-	-	\$1,330,029
J. Eddie McMillan							
DSUs	-	-	-	-	-	-	\$772,953
Thomas V. Milroy							
DSUs	-	-	-	-	-	-	\$400,311
Gillian L. Platt							
DSUs	-	-	-	-	-	-	\$213,540
Lawrence Sauder							
DSUs	-	-	-	-	-	-	\$1,249,781
Curtis M. Stevens							
DSUs	-	-	-	-	-	-	\$199,189
Douglas W.G. Whitehead							
DSUs	-	-	-	-	-	-	\$654,132

- (1) The outstanding Share-based and option-based awards of the former CEO, Mr. Davies, are set out in the table on page 50 of this Information Circular.
- (2) All directors' Share-based awards are held in the form of DSUs. DSUs granted to directors vest immediately upon grant but can only be redeemed when a termination of position has occurred. The number of DSUs held by directors standing for election at the Annual Meeting as at December 31, 2019, is shown in the table on page 33 of this Information Circular. The market payout value of DSUs in the table above is \$14.98 per DSU held, being the Fair Market Value of Shares as at December 31, 2019.
- (3) Mr. Griffin was appointed as a director of the Company on August 8, 2019.
- (4) Ms. Hunter was appointed as a director on May 2, 2019.

Director Incentive Plan Awards – Value Vested or Earned During the Year

The following table sets out incentive plan awards for each of the directors for the fiscal year ended December 31, 2019. The only Share-based awards received by directors are DSUs, which vest immediately upon grant.

Name ⁽¹⁾	Option Awards– Value Vested during the year	Share-based Awards– Value Vested during the year ⁽²⁾		Non-equity Incentive Plan Compensation– Value Earned during the year
		DSUs Received in lieu of Annual Director Retainer ⁽³⁾	DSU Plan Awards ⁽⁴⁾	
	\$	\$	\$	\$
Christopher R. Griffin⁽⁵⁾	-	49,932	-	-
Jeane L. Hull	-	75,000	-	-
Rhonda Hunter⁽⁶⁾	-	49,863	-	-
Gordon H. MacDougall	-	75,000	-	-
J. Eddie McMillan	-	75,000	-	-
Thomas V. Milroy	-	125,000	-	-
Gillian L. Platt	-	75,000	-	-
Lawrence Sauder	-	150,000	-	-
Curtis M. Stevens	-	125,000	-	-
Douglas W.G. Whitehead	-	75,000	-	-

(1) Information regarding the value of incentive plan awards vested or earned during the year by the former CEO, Mr. Davies, is set out in the table on page 51 of this Information Circular.

(2) DSUs granted to directors vest immediately upon grant but can only be redeemed when a termination of position has occurred.

(3) This column reflects the grant date value of DSUs received by directors in lieu of their annual director and chair retainers in 2019. These amounts are included in the Director Total Compensation Table on page 34 of this Information Circular. The number of DSUs received was equal to the dollar value of the portion of the retainer paid in DSUs divided by the Fair Market Value of the Shares at the end of each calendar quarter.

(4) This column reflects the value of DSUs awarded to directors in 2019, in addition to those received in lieu of the annual director and chair retainers. In 2019, there were no direct grants of DSUs to the Directors under the DSU Plan.

(5) Mr. Griffin was appointed as a director of the Company on August 8, 2019.

(6) Ms. Hunter was appointed as a director on May 2, 2019.

EXECUTIVE COMPENSATION

COMPENSATION DISCUSSION AND ANALYSIS

Compensation Objectives and Strategy

The MRCC is responsible for reviewing and approving the compensation arrangements of the Company's executive officers, other than the CEO. The MRCC reviews and recommends to the Board for approval the compensation arrangement for the CEO. A key mandate of the MRCC is to ensure that the Company develops and implements long range plans and programs for attracting, retaining, developing, motivating, evaluating and compensating executive officers, to provide the Company with a high level of strength, depth and continuity in its key talent. The Company also believes in the importance of requiring executives to own Shares to more fully align management with the interests of Shareholders.

Compensation Philosophy

The Company creates a direct linkage between compensation, alignment with Shareholders' interests and the achievement of business objectives in the short and long-term, by providing an appropriate mix of fixed versus at-risk compensation. An executive's personal performance, together with corporate performance, and competitive market compensation data, are used to determine their actual compensation. The Company does not target total compensation (base salary and all at-risk compensation) at a specific market percentile of a select comparator group. Rather, the Company takes into consideration compensation practices and pay levels of companies in its industry and from other industry sectors where it competes for executive talent with consideration for the relative complexity and autonomous characteristics of the Company.

The Company puts the greatest emphasis on financial performance by placing a significant proportion of total compensation at-risk based on the Company's financial results. In the years of strongest financial performance more than half of the total compensation earned by the CEO, CFO, and the three other highest paid executive officers (collectively the "**Named Executive Officers**" or "**NEO**") is expected to come from performance-related incentive compensation. In 2019, the Company's Named Executive Officers were Duncan K. Davies, Ian M. Fillinger, Martin L. Juravsky, J. Barton Bender, and Mark W. Stock.

President & Chief Executive Officer Succession

On August 26, 2019, the Board announced that long-time President & CEO Duncan Davies would step down on December 31, 2019 and that Ian Fillinger, at that time the Company's Senior Vice President & COO, would be appointed President & CEO effective January 1, 2020. This leadership transition follows a robust, multi-year succession planning process focused on identifying and developing internal CEO succession candidates. The Board retained a leading external search firm to advise in the development of a CEO role profile. Comprehensive internal and external assessments of candidates were conducted and individual development plans were formulated that included a broad range of development opportunities. Finally, the Board conducted a rigorous selection and interviewing process that led to the selection of the CEO successor. Mr. Davies has agreed to remain with the Company in an advisory capacity through the end of 2020, to ensure a smooth and orderly transition of responsibilities and to provide strategic advice to Mr. Fillinger and the Board.

Resignation of Chief Financial Officer

On February 17, 2020, the Company announced that Senior Vice President & Chief Financial Officer Marty Juravsky advised the Company of his decision to resign from Interfor, effective April 30, 2020, to pursue another opportunity in Toronto where his family is based. The Company has commenced an executive search for a new Chief Financial Officer.

Risk Management

The MRCC considers the risks associated with the Company's compensation policies and practices. The MRCC considered the balance between long-term objectives and short-term financial goals incorporated into the Company's executive compensation program and whether or not Named Executive Officers are potentially encouraged to expose the Company to inappropriate or excessive risks. Risks, if any, may be identified and mitigated through regular meetings of the MRCC and the Board. No risks have been identified arising from the Company's compensation policies and practices that are reasonably likely to have a material adverse effect on the Company.

Hedging

The Company's Insider Trading Policy (which is available on the website at www.interfor.com/investors/governance) prohibits directors and executive officers from purchasing financial instruments for the purpose of hedging or offsetting a decrease in market value of the Company's equity securities. Specifically, directors and executive officers are prohibited from engaging in the following transactions with respect to their Shares and equity-based awards: short sales, monetization of equity-based awards (e.g. performance share units ("**PSUs**") and DSUs) before vesting, transactions in derivatives on Shares such as put and call options, and any other hedging or equity monetization transactions where the individual's economic interest and risk exposure in the Shares are changed, such as collars or forward sale contracts.

To the knowledge of the Company, none of the Named Executive Officers or directors has ever purchased any such instruments for such purpose.

Clawback Policy

The Company has a clawback policy that allows the Company to require its officers (and any other employees designated by the MRCC) to reimburse the Company for incentive awards paid to them that were based on financial results that were subsequently restated resulting in a decrease in the earnings of the Company. The policy also allows for the Company to increase incentive awards paid to its officers and designated employees, should restated financial results represent an increase in earnings of the Company. The policy applies to all incentive awards granted by the Company on or after July 30, 2015.

Benchmarking

The MRCC periodically reviews the total compensation arrangements for executive officers. To ensure that the Company provides competitive compensation, the MRCC considers benchmark data showing each component of compensation and total compensation levels benchmarked against the compensation of executive officers in the selected comparator group. The comparator group was selected based on the criteria listed in the table below from companies of a similar size and in the same industry as the Company, to ensure an adequate sampling of the competitive landscape for executive talent in the industry. There were no changes made to the Company's comparator group in 2019.

The Company used the following Canadian and US based forest companies as its comparator group for 2019 (the “**Comparator Group**”):

Comparator Companies	Criteria for Selection
Canfor Corporation Cascades Inc. Norbord Inc. Resolute Forest Products Inc. Stella-Jones Inc. West Fraser Timber Co. Ltd. Western Forest Products Inc.	<ul style="list-style-type: none"> • Canadian based forest products companies • geographical competitors for executive talent • traded on TSX; access to executive compensation information
Boise Cascade Company BMC Stock Holdings, Inc. Louisiana-Pacific Corporation PotlatchDeltic Corporation Rayonier Inc. Rayonier Advanced Materials Inc. Universal Forest Products, Inc.	<ul style="list-style-type: none"> • US based forest products companies • geographical competitors for executive talent • traded on NYSE or NASDAQ; access to executive compensation information

In addition to considering competitive benchmarking data, the MRCC considers other factors, including the advice and recommendations provided by the CEO, individual performance, internal equity and the compensation practices of regional and local companies from other industry sectors who may compete with the Company for executive talent.

Executive Compensation-Related Fees

From time to time, the MRCC uses an independent consultant to provide expert, objective advice on executive compensation matters. In April 2010, Willis Towers Watson (“**Towers Watson**”) was engaged as the MRCC’s independent compensation advisor to assist the Company in developing its variable compensation strategy. In 2019, the Company retained Towers Watson to provide executive compensation-related advice in the redesign of the Company’s Performance Share Unit Plan and provide executive compensation benchmarking information, for an aggregate fee of \$11,393. In 2018, the Company retained Towers Watson to provide executive compensation benchmarking information, for an aggregate fee of \$6,600. Towers Watson has not performed any other work for the Company, its affiliates, directors or members of management. No other compensation consultants or advisors have been retained to assist the Board or MRCC in determining compensation for any of the Company’s directors or executive officers, in the past two years.

Executive Officer Diversity

The Company recognizes the benefits of diversity and has adopted a formal Diversity Policy. Under the Policy, the Company bases executive appointments on merit and selects the best person available to fulfill these roles. Within this framework, to support the Company’s diversity objectives, the Company’s executives, when identifying and considering candidates for executive officers:

- consider all aspects of diversity in the candidate selection criteria, including race, ethnicity, nationality, Indigenous origin or heritage, gender, gender identity, sexual

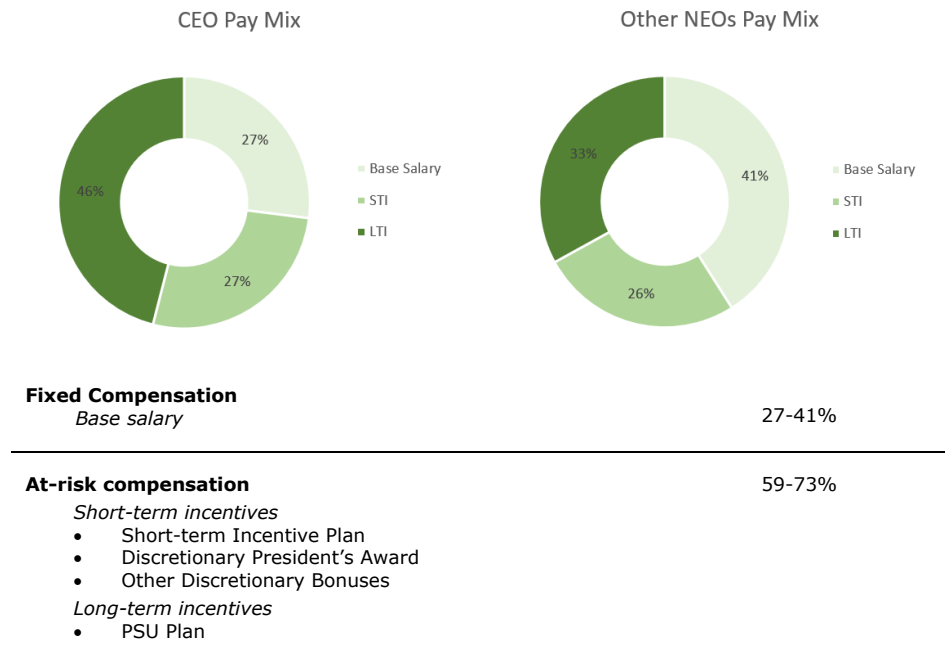
orientation, religion, age, disability, geographical representation and regional and industry experience of the candidate;

- consider the level of representation of women among the executive officers; and
- in addition to its own searches, as and when appropriate from time to time, engage independent external advisors to conduct a search for candidates who meet the Company’s expertise, skills and diversity criteria.

Currently, one of the executive officers of the Company is female, comprising 14% of the senior executive team.

ELEMENTS OF TOTAL COMPENSATION

The elements of the Company’s total compensation program consist of annual base salary, annual short term cash incentive plans, and long term equity-based incentives. The Named Executive Officers also receive the indirect compensation benefits described on page 48 of this Information Circular. The Company’s executive compensation plan is designed to provide industry and market competitive pay. The following chart depicts the 2019 components of total compensation, as well as the desired mix assuming at-target performance by a Named Executive Officer.



Annual Base Salary

The MRCC reviews the base salaries of executive officers and, from time to time, makes adjustments that it considers appropriate to recognize compensation paid by companies in the selected comparator group, compensation practices of regional and local companies from other industry sectors who may compete for executive talent, varying levels of responsibilities of the executive officer, internal equity, individual performance and the complexity and cyclical nature of the Company’s business. The MRCC approves the annual base salary of the executive officers other than the CEO. The Board approves the CEO’s base salary based on the MRCC’s recommendation.

In respect of 2019, no changes were made to the annual base salary of any NEOs.

Non-Equity Incentives

Short-term incentive compensation primarily comes in the form of awards under the Company's non-equity incentive compensation plans, which include awards granted under the STIP, discretionary President's Awards and other discretionary bonuses.

(a) Short-term Incentive Plan

The Company operates in a cyclical commodity industry, which poses budgeting challenges, and its ability to pay incentive awards is driven by its ability to generate positive earnings and cash flow. Interfor has a Short-term Incentive Plan ("**STIP**") for salaried employees, including the Named Executive Officers. Each Named Executive Officer is assigned a target bonus with reference to competitive benchmarking against the Comparator Group. Before any payment is triggered under the STIP: (i) the Company must first achieve a level of financial performance that exceeds a threshold level; and (ii) the individual employee must perform at a satisfactory level.

Financial performance under the STIP is measured by the Adjusted EBITDA of the Company for the fiscal year. Adjusted EBITDA is a non-GAAP measure reported in the Company's Management Discussion and Analysis ("**MD&A**"), which is reviewed by the independent auditors of the Company. The Adjusted EBITDA target for the STIP each year is determined based on capital investments adjusted by depreciation, depletion and amortization during the prior year, which means that the Adjusted EBITDA target under the STIP can increase or decrease from year to year. At the end of the year, actual Adjusted EBITDA (excluding STIP expense), is compared to the Adjusted EBITDA target and the STIP bonus is based on Interfor's financial performance as calculated according to the following table:

	Below Threshold	Threshold	Target	Maximum
Actual Adjusted EBITDA compared to Adjusted EBITDA target	< 60%	60%	100%	> 150%
Bonus as a percentage of individual's Target Bonus percentage	0%	50%	100%	200%

Note: Results are interpolated when the actual Adjusted EBITDA results fall between: Threshold, Target and Maximum.

If the STIP threshold based on Interfor's financial performance is achieved in any year, then between 0% and 120% of an individual's target bonus amount can be awarded, depending on the individual's personal performance during that year. The maximum bonus payable to any individual under the STIP is 240% of their target bonus (200% financial result x 120% personal result). In 2019, the target bonus percentages were 100% of base salary for Mr. Davies and 65% of base salary for the other Named Executive Officers. Effective January 1, 2020, Mr. Fillinger's target bonus percentage was increased to 100% of base salary, corresponding with his appointment as President & CEO.

The Adjusted EBITDA (excluding STIP expense) target for 2019 was \$224.9 million, compared to the target for 2018 which was \$215.2 million. The target in 2019 was calculated using a 22.36% return on invested capital ("**ROIC**"), compared to 21% for 2018. The reason behind this change was to offset the positive impact on Adjusted EBITDA associated with 2019 accounting policy changes related to the treatment of leases (IFRS 16). However, the STIP threshold for 2019 was not achieved and, as a result, no STIP awards were paid for 2019.

(b) *President's Awards and Other Bonuses*

The President's Award is a plan designed to reward employees who have made a noteworthy contribution to the Company during the prior year. Nominations for a President's Award for Named Executive Officers, other than the CEO, are made by the CEO and approved by the MRCC, in its discretion. In respect of 2019, no President's Awards were awarded to any NEOs.

The Board may from time to time grant other short-term bonuses to the CEO and other executive officers or employees to reward them for significant contributions during the year or to remedy any compensation shortfalls in relation to the Comparator Group. No such bonuses were awarded in 2019.

Equity-based Incentives

Equity-based incentive plan compensation may take the form of PSUs, share appreciation rights ("**SARs**"), DSUs and stock options. Commencing in 2004, a Named Executive Officer either received a grant under the Share Appreciation Rights Plan ("**SAR Plan**") or the Performance Share Unit Plan ("**PSU Plan**", previously named the "Total Shareholder Return Plan"), but not both. Since 2013, none of the Named Executive Officers have received SARs. Since 2001, none of the Named Executive Officers have received stock options. Equity-based incentive awards are limited to individuals holding senior positions who, in the opinion of the Company, have the ability to substantively impact its profitability and the successful achievement of its goals. In making equity-based compensation awards, the Company also considers factors such as: individual performance, total compensation, competitive compensation requirements and whether the individual has received previous equity incentive awards.

(a) *Performance Share Unit Plan*

Awards under the PSU Plan represent long-term incentive compensation designed to reinforce the connection between remuneration and the interests of shareholders, by motivating and rewarding participants for improving the long-term value of the Company.

In July 2019, the Board approved the PSU Plan, which amended and restated the Company's prior Total Shareholder Return Plan (the "**Prior TSR Plan**") that was introduced in 2004.

The review and redesign of the PSU Plan was driven by the need to:

1. better align the PSU Plan with modern governance practices by eliminating the 50% minimum payout and introducing a relative total shareholder return performance metric; and
2. enhance executive retention by better aligning PSU Plan awards with Company performance.

Under the PSU Plan, payouts are determined by measuring actual Return on Invested Capital ("**ROIC**") results against pre-established performance levels. These results are then modified based on the Company's relative performance compared to a forest-industry peer group.

The ROIC metric was selected as it best aligns compensation with the long-term interests of shareholders and incentivizes management to focus on controllable measures, such as the

efficient allocation of capital and operating results. ROIC payout levels are designed to be challenging and will be reviewed periodically.

Under the terms of the PSU Plan, at the beginning of each performance period, a participant is granted a target number of PSUs, which is determined by multiplying the participant's target award percentage as indicated in the table on page 45 of this Information Circular by the participant's annual base salary, and then dividing it by the Market Value (as defined below) of the Shares at the beginning of the performance period. The "**Market Value**" of Shares on a specified date is defined as the volume weighted average trading price of the Shares on the TSX for the 20 consecutive trading days ending on the trading day immediately prior to the date in question, and is designed to eliminate unusual Share price volatility in the last week of each year. For example, a \$1,012,500 target award value for the CEO (150% of annual base salary of \$675,000) divided by a \$14.76 Market Value would result in a target number of 68,598 PSUs being granted to the CEO ($\$1,012,500 / \$14.76 = 68,598$).

At the end of the performance period, the Company's 3-Year Average ROIC is evaluated against threshold, target and maximum levels (the "**Pay-Performance Levels**"). The number of PSUs paid out after the end of the performance period is based on the Company's actual 3-Year Average ROIC results compared to such Pay-Performance Levels (the "**Payout Factor**") using the following pay-performance scale:

Pay-Performance Level⁽¹⁾	Performance Goal (3-year ROIC)	Payout Factor ⁽²⁾ (% of Target PSUs Vesting)
Maximum	25% ROIC	200%
Target	15% ROIC	100%
Threshold	10% ROIC	50%
Below Threshold	less than 10% ROIC	0%

- (1) The Payout Factor for performance between threshold and target levels, or target and maximum levels, will be interpolated on a straight-line basis.
(2) 3-Year Average ROIC for a 3-year performance period, is defined as the average Adjusted EBITDA (including STIP expenses, as reported in the Company's Management's Discussion & Analysis which is reviewed by independent auditors), divided by the average Invested Capital over that performance period. Invested Capital for a fiscal year, means the sum of (i) equity and (ii) interest-bearing debt, less (iii) cash and cash equivalents, each as reported in the Company's audited Consolidated Financial Statements for that fiscal year.

The Payout Factor may be modified based on Interfor's total shareholder return ("**TSR**") over the 3-year period relative to a peer group, provided that: (i) if 3-Year Average ROIC is less than 10% then 0% of PSUs will vest, and (ii) the maximum adjusted Payout Factor shall not exceed 220%:

TSR Quartile Ranking	Payout Factor Modifier
1 st	+20%
2 nd	0%
3 rd	0%
4 th	-20%

The peer group used for the purposes of the PSU Plan currently consists of the following 16 companies, all of which are North American publicly-traded forest products companies:

- Boise Cascade Company
- Cascades Inc.
- Domtar Corporation
- Mercer International Inc.
- PotlatchDeltic Corporation
- Rayonier Advanced Materials Inc.
- Stella-Jones Inc.
- Canfor Corporation
- Catchmark Timber Trust Inc.
- Louisiana-Pacific Corporation
- Norbord Inc.
- Rayonier Inc.
- Resolute Forest Products Inc.
- West Fraser Timber Co. Ltd.

- Western Forest Products Inc.
- Weyerhaeuser Company

The peer group of companies used for the purposes of the PSU Plan was intentionally selected to differ from the Comparator Group. The Comparator Group focuses on factors relating to competitive compensation for executive officers, whereas the peer group for the PSU Plan reflects the alternatives that an investor would evaluate when considering an investment in the North American forest products sector.

The value a participant ultimately receives at the end of each performance period is determined as the product of the number of PSUs paid out multiplied by the Market Value of the Shares at the end of the performance period. For example, if the 3-Year ROIC is 25% over the performance period, and the Market Price at the end of the performance period is \$20.00 resulting in a 1st Quartile Ranking, then the value the CEO would earn is \$3,018,312 (68,598 PSUs x 220% (200% based on ROIC results + 20% based on relative TSR) x \$20.00). If, however, the 3-Year Average ROIC was 10%, and the Market Price at the end of the performance period was \$13.00 resulting in a 4th Quartile Ranking, the value the CEO would earn is \$267,532 (68,598 PSUs x 30% (50% based on ROIC results – 20% based on relative TSR) x \$13.00).

The MRCC annually approves the target award granted to each eligible Named Executive Officer (except in the case of the CEO) at the beginning of the performance period, based on its assessment of the market competitiveness of the eligible Named Executive Officer's total compensation arrangements. As part of that review, the MRCC may consider previous awards under the PSU Plan and the value of actual payouts received in relation to prior awards. The MRCC reviews and recommends to the Board for approval the target award granted to the CEO. The target award is expressed as a percentage of the annual base salary in effect at the beginning of a 3-year performance period.

Following the end of a performance period, the award is paid in cash. In the event of death, disability, retirement or involuntary termination, the award would be determined at the end of the performance period as if employment had continued and then pro-rated to reflect the period of actual employment.

The Prior TSR Plan

The first awards granted under the recently amended PSU Plan were granted on February 5, 2020 and vest on December 31, 2022. The Prior TSR Plan governs all PSU awards granted prior to 2020, and the PSU Plan governs all PSU awards granted from and after 2020. For additional information regarding the terms of the Prior TSR Plan, please refer to the Total Shareholder Return Plan section on page 40 of our 2019 Information Circular (available on our website at www.interfor.com).

The target award under the Prior TSR Plan for Mr. Davies in his former role as CEO was increased from 150% to 175% of base salary in 2017, as a result of competitive benchmarking of CEO compensation undertaken by Towers Watson. In 2018, the MRCC approved an increase in Mr. Fillinger's target under the Prior TSR Plan from 60% to 90% of base salary following his appointment as Chief Operating Officer, as a result of the same benchmarking exercise provided by Towers Watson, adjusted for inflation. Mr. Bender's target award was increased from 60% to 75%, in recognition of his strong performance and competitive benchmarking against the Comparator Group. In 2019, no changes were made to the target awards of any NEOs. Effective January 1, 2020, Mr. Fillinger's target award was increased from 90% to 150%, corresponding with his appointment as President & CEO.

For all Named Executive Officers, the 2017 grant under the Prior TSR Plan was issued with a performance period start price of \$15.15 on January 1, 2017. The performance period end price was \$14.98 on December 31, 2019, representing a -0.4% compound annual growth rate. This falls below the 5% threshold, triggering a payout equal to 50% of target under the Prior TSR Plan. Payouts to Named Executive Officers for the 2017 grant under the Prior TSR Plan ranged in value from \$88,989 to \$648,889. For example, the payout to Mr. Davies, the former CEO, in respect of the performance period ending on December 31, 2019, was calculated under the Prior TSR Plan as follows: 86,634 PSUs x 50% x \$14.98 = \$648,889.

The following table sets out the target awards approved by the MRCC or the Board and the range of PSUs that a Named Executive Officer may be paid out under the terms of the PSU Plan and the Prior TSR Plan:

Name	Performance Period Until Payout (3 Years Ending)	Grant Date and Fair Market Value or Market Value of Shares ⁽¹⁾	Target Award Number of PSUs Granted	Target Award Value ⁽²⁾	Target Award (Expressed as a Percentage of Annual Base Salary)	Range of Potential Future PSU Payouts		
						Minimum	Target	Maximum
Duncan K. Davies ⁽³⁾	Dec 31, 2020 ⁽⁴⁾	Feb 8, 2018 \$23.26	67,807	1,443,750	175%	33,904	67,807	101,711
	Dec 31, 2021	Feb 7, 2019 \$17.93	103,643	1,443,750	175%	51,822	103,643	155,465
	Dec 31, 2022	Feb 5, 2020 \$14.78	97,815	1,443,750	175%	0	97,815	215,193
Ian M. Fillinger ⁽³⁾	Dec 31, 2020	Feb 7, 2018 \$23.25	19,249	405,000	90%	9,625	19,249	28,874
	Dec 31, 2021	Feb 6, 2019 \$17.81	29,074	405,000	90%	14,537	29,074	43,611
	Dec 31, 2022	Feb 6, 2020 \$14.82	68,598	1,012,500	150%	0	68,598	150,916
Martin L. Juravsky ⁽⁵⁾	Dec 31, 2020	Feb 7, 2018 \$23.25	19,249	405,000	90%	9,625	19,249	28,874
	Dec 31, 2021	Feb 6, 2019 \$17.81	29,074	405,000	90%	14,537	29,074	43,611
	Dec 31, 2022	Feb 5, 2020 \$14.78	30,488	450,000	90%	0	30,488	67,074
J. Barton Bender	Dec 31, 2020	Feb 7, 2018 \$23.25	14,971	315,000	75%	7,486	14,971	22,457
	Dec 31, 2021	Feb 6, 2019 \$17.81	22,613	315,000	75%	11,307	22,613	33,920
	Dec 31, 2022	Feb 5, 2020 \$14.78	22,866	337,500	75%	0	22,866	50,305
Mark W. Stock	Dec 31, 2020	Feb 7, 2018 \$23.25	10,266	216,000	60%	5,133	10,266	15,399
	Dec 31, 2021	Feb 6, 2019 \$17.81	15,506	216,000	60%	7,753	15,506	23,259
	Dec 31, 2022	Feb 5, 2020 \$14.78	20,325	300,000	75%	0	20,325	44,715

(1) The Fair Market Value (for PSUs granted under the Prior TSR Plan) or Market Value (for PSUs granted under the PSU Plan) of the Shares on the Grant Date is used solely for the accounting valuation of PSUs granted. In contrast, the number of PSUs granted to a participant for a performance period, and the payout at the end of the performance period of such grant, is based on the Fair Market Value (for PSUs granted under the Prior TSR Plan) or Market Value (for PSUs granted under the PSU Plan) of the Shares at the beginning of that performance period.

(2) The Target Award Value is calculated by multiplying the target number of PSUs granted by the Fair Market Value (for PSUs granted under the Prior TSR Plan) or Market Value (for PSUs granted under the PSU Plan) of the Shares at the beginning of that performance period.

(3) The grant date for the CEO's PSUs are usually one day later than the grant date for the other NEOs' PSUs, as a result of Board and MRCC meetings having been held on different dates. Effective January 1, 2020, Mr. Fillinger was appointed President & Chief Executive Officer. Mr. Fillinger succeeds Mr. Davies, who will continue in the role of Advisor to the Board until January 1, 2021.

(4) Includes an additional 5,426 PSUs granted to Mr. Davies on May 1, 2018 with a Fair Market Value of \$24.19 in association with his increase in base salary.

(5) As a result of Mr. Juravsky's voluntary resignation from Interfor effective April 30, 2020, he will not be eligible to receive any future PSU payouts.

(b) *Stock Option Plan*

The Stock Option Plan was approved at the 2015 Annual General and Special Meeting. This plan superseded and replaced the previous stock option plan of the Company.

The Stock Option Plan is a long-term incentive plan intended to enhance the Company's ability to attract and retain high quality employees and to promote a greater alignment of interests between optionholders and Shareholders.

Under the Stock Option Plan, the Company is authorized to issue up to 3,000,000 Shares pursuant to Stock Options granted under the Stock Option Plan, less any Shares issued or issuable pursuant to Stock Options granted under Company's previous stock option plan.

A total of 1,631,740 Shares, representing approximately 2.4% of the Company's issued and outstanding Shares, are reserved for possible issuance under the Stock Option Plan. As of the date of this Information Circular, there are 746,104 Stock Options granted and outstanding, or 1.1% of the Company's outstanding Shares.

Under the Stock Option Plan, the Board may grant Stock Options to directors, employees and service providers of the Company or its subsidiaries. The terms of any such Stock Option, including any conditions to vesting, are determined by the Board within the limitations set out in the Stock Option Plan. The exercise price is determined by the Board, provided that it is not less than the closing price of the Shares on the TSX on the last trading day preceding the date on which the Stock Option is granted. Vesting conditions are set at the discretion of the Board. Stock Options are non-assignable and non-transferrable.

The Stock Option Plan provides that the maximum number of Shares available for issuance to Stock Option Plan participants within a one-year period, shall not exceed 10% of the number of issued and outstanding Shares. The maximum number of Shares available for issuance to any one person under the Stock Option Plan and any other equity compensation arrangement, shall not exceed 5% of the number of issued and outstanding Shares. The maximum number of Shares issuable, at any time, to Stock Option Plan participants that are Reporting Insiders (as such term is defined under applicable Canadian securities laws); or issued to participants that are Reporting Insiders within a one-year period; pursuant to Stock Options or any other Share compensation arrangement of the Company shall not, in aggregate, exceed 10% of the number of issued and outstanding Shares.

The Stock Option Plan provides that the Board may amend any provision of the Stock Option Plan or any outstanding Stock Option at any time, subject to any required regulatory approval, provided that no such amendment shall extend the term, reduce the exercise price, or materially impair the rights of any outstanding optionholder (except with consent or for purposes of complying with the requirements of any regulatory authority or stock exchange).

In 2019, the MRCC approved grants of 135,282 Stock Options. In February 2020, the MRCC approved grants of 266,522 Stock Options. None of the 2018 or 2019 Stock Options were granted to the Named Executive Officers. The annual burn rates for 2017, 2018 and 2019, calculated in accordance with section 613 of the TSX Company Manual, were 0.22%, 0.15% and 0.20%, respectively. The burn rate is calculated by dividing: (i) the number of Stock Options granted in each fiscal year; by (ii) the weighted average number of outstanding Shares for that year.

All Stock Options granted under the Stock Option Plan have been granted with an exercise price equal to the closing price of the Shares on the immediately preceding trading day and

may be exercised for a term of up to 10 years from the date they were granted. The Stock Option grant expires on the earlier of 10 years after the date of the grant, 30 days after termination of employment other than retirement, or one year after death. All outstanding Stock Options are subject to the following vesting requirements.

Time from Date of Grant	% Exercisable
2 years	40%
3 years	60%
4 years	80%
5 years	100%

(c) *Deferred Share Unit Plan*

The DSU Plan, described on page 32 above, is intended to enhance the Company's ability to attract and retain high quality individuals to serve as directors and executive officers and to promote a greater alignment of interests between participants and Shareholders. Under the DSU Plan, the Board may directly grant DSUs to directors, officers or employees of the Company and its subsidiaries. The terms of such direct grants are determined by the MRCC (or the Board, in the event of grants to the CEO). Prior to January 1, 2016, Named Executive Officers could defer cash awards under the Prior TSR Plan to the DSU plan, but the ability to defer cash awards is no longer available due to a change in Canadian Revenue Agency policy. In 2019, no DSUs were granted to any employees, including any Named Executive Officers.

(d) *Share Appreciation Rights Plan*

The SAR Plan is a long-term incentive plan which is option-based. SARs are awarded to eligible employees to provide additional long-term incentives and reinforce the connection between remuneration and growth in Shareholder value. Currently, all Named Executive Officers receive an annual long-term incentive grant only from the PSU Plan, and not the SAR Plan.

Under the SAR Plan, SARs can be exercised for a cash payment equal to the number of rights exercised multiplied by the increase in Fair Market Value of the Shares between the time of the grant and the time of exercise. The SAR grant expires on the earlier of 10 years after the date of the grant, 30 days after termination of employment other than retirement, or one year after death. SARs may be exercised, subject to the following vesting provisions.

Time from Date of SAR Grant	% Exercisable
2 years	40%
3 years	60%
4 years	80%
5 years	100%

At the beginning of each year, the MRCC approves the number of SARs to be granted to eligible participants in the SAR Plan. In determining the number of SARs to be granted, the MRCC considers the recommendation of the CEO, the employee's position and base salary, the Fair Market Value of the underlying Shares, the number of SARs issued in previous

years, both specifically for that employee as well as in aggregate under the SAR Plan, and the expected short-term incentive bonuses for that year.

In 2019, no SARs were granted to any employees including the Named Executive Officers.

As of December 31, 2019, SARs granted that had not expired or been cancelled totaled 2,786,811 of which 2,497,367 had been exercised. At December 31, 2019, 20,000 of the outstanding SARs were held by the Named Executive Officers.

Indirect Compensation Benefits

Indirect compensation includes participation in the retirement plans described more fully on page 52, as well as benefits available to all salaried employees of the Company such as extended health and dental care, life insurance and disability benefits. For details of executive insurance benefits received, please see page 49.

EXECUTIVE SHARE OWNERSHIP REQUIREMENTS

The Company's minimum Share ownership requirement was introduced for certain executive officers to strengthen the link between the interests of executive officers and Shareholders, thereby demonstrating the ongoing alignment of their interests with the interests of Shareholders. Each such executive officer is required to meet the minimum Share ownership requirement within five years of their date of hiring or promotion into a relevant role, and to maintain the minimum Share ownership requirement throughout their employment by Interfor. In the event that a Share price change or an increase in an executive officer's annual base salary results in that executive officer ceasing to meet the minimum Share ownership requirement, that officer will be required to meet the increased minimum Share ownership requirement within two years of the change. The following table shows the actual Shares and DSU holdings for Named Executive Officers, as of December 31, 2019 and the value of their required holdings.

	Minimum Ownership Requirement (as a multiple of base salary)	Number of Shares Held ⁽¹⁾	Number of Deferred Share Units Held	Total Shares and Deferred Share Units Held	Value of Shares and Deferred Share Units Held ⁽²⁾	Value of Holdings Required ⁽³⁾	Meets Minimum Share Ownership Requirement
Duncan K. Davies	3 times	241,100	161,355	402,455	\$6,028,776	\$2,475,000	Meets requirement
Ian M. Fillinger	2 times	17,425	18,412	35,837	\$536,838	\$900,000	By February 7, 2023 ⁽⁴⁾
Martin L. Juravsky	2 times	55,200	25,685	80,885	\$1,211,657	\$900,000	Meets requirement
J. Barton Bender	1 time	28,791	-	28,791	\$431,289	\$420,000	Meets requirement
Mark W. Stock	1 time	8,700	15,370	24,070	\$360,569	\$360,000	Meets requirement

- (1) The number of Shares held includes Shares directly or indirectly beneficially owned or under the control or direction of each Named Executive Officer.
- (2) The value is determined as the higher of: (i) actual purchase price of Shares plus the grant date Fair Market Value of DSUs awarded, and (ii) \$14.98 per Share or DSU held, which is the Fair Market Value of the Shares as at December 31, 2019.
- (3) The value of the Share ownership requirement is based upon the indicated multiple of annual base salary in effect as of December 31, 2019.
- (4) Mr. Fillinger's requirement was increased to \$900,000 February 2018 in connection with his promotion to SVP & Chief Operating Officer and the deadline for Mr. Fillinger to meet his minimum Share ownership requirement was February 7, 2023. However, as of January 1, 2020, Mr. Fillinger was appointed as President & CEO and his requirement was accordingly increased to \$2,025,000 (three times his annual base salary) with a deadline of January 1, 2025.

SUMMARY COMPENSATION TABLE

The following table shows the total realized and target compensation awarded to the Company's Named Executive Officers for the fiscal years ended December 31, 2017, December 31, 2018 and December 31, 2019.

It should be noted that the Share Based Awards for 2017, 2018 and 2019 relate to awards under the Prior TSR Plan for the performance periods with end dates of December 31, 2019, 2020 and 2021, respectively. The amounts shown represent the fair value of the awards at the grant dates and do not represent the actual value of the payout to be received upon maturity of the awards.

Name and Principal Position	Year	Salary	Share Based Awards ⁽¹⁾	Option Based Awards	Non-Equity Incentive Plan Compensation		Pension Value ⁽³⁾	All Other Compensation ⁽⁴⁾	Total Compensation ⁽⁵⁾
					Annual Incentive Plans ⁽²⁾	Long-term Incentive Plans			
		\$	\$	\$	\$	\$	\$	\$	\$
Duncan K. Davies⁽⁶⁾ President & CEO	2019	825,000	1,710,210	-	-	-	253,274	131,004	2,919,488
	2018	825,000	1,646,737	-	1,506,450	-	255,074	114,844	4,348,105
	2017	750,000	940,867	-	1,519,200	-	116,438	133,960	3,460,465
Ian M. Fillinger⁽⁷⁾ Senior Vice President & Chief Operating Officer	2019	450,000	479,749	-	-	-	91,593	17,029	1,038,371
	2018	443,750	465,172	-	534,105	-	75,938	80,704 ⁽⁸⁾	1,599,669
	2017	415,833	180,649	-	407,652	-	59,747	143,628 ⁽⁸⁾	1,207,509
Martin L. Juravsky Senior Vice President & Chief Financial Officer	2019	450,000	479,749	-	-	-	91,593	18,097	1,039,439
	2018	443,750	465,172	-	534,105	-	73,811	18,229	1,535,067
	2017	405,416	270,963	-	389,928	-	53,732	15,288	1,135,327
J. Barton Bender Senior Vice President, Sales & Marketing	2019	420,000	373,136	-	-	-	83,720	16,971	893,827
	2018	405,417	361,790	-	498,498	-	63,185	18,115	1,347,005
	2017	350,000	150,534	-	339,710	-	41,082	14,908	896,234
Mark W. Stock Senior Vice President, HR & IT	2019	360,000	255,864	-	-	-	67,974	15,835	699,673
	2018	347,500	248,089	-	427,284	-	50,412	16,389	1,089,674
	2017	300,000	129,031	-	291,180	-	24,818	14,772	759,801

(1) Share Based Awards consist of PSU awards made under the Prior TSR Plan. The amount shown for PSU awards represents the fair value of the award at the grant date measured using a combination of call options which are valued using a Black-Scholes pricing model. The Black-Scholes pricing model was used as it is an established pricing methodology widely used by the financial industry and by public companies for securities valuations and is supported as an appropriate methodology under International Financial Reporting Standard 2, Share-based Payment (IFRS 2). This is also the accounting fair value. The pricing model includes assumptions on expected volatility, expected life, expected termination rate, expected dividend yield and risk-free interest rate. This value does not represent the actual value of the payout which will be received after the maturity date of the PSU award.

(2) Annual Incentive Plans reflect STIP awards and President's Awards made to the Named Executive Officers. The STIP threshold was not achieved in 2019 and therefore no STIP awards were paid. There were no President's Awards to any NEOs for 2019.

(3) Pension Value amounts include Company contributions to the SERP Plan (defined hereafter).

(4) All Other Compensation includes Company contributions to the DPSP (defined hereafter) for Canadian-based Named Executive Officers, plus perquisites and other personal benefits provided to a Named Executive Officer that are not generally available to all employees. Amounts shown primarily represent premiums paid on life insurance. Amounts of \$60,419, \$40,843, and \$53,106 are included for Mr. Davies in 2017, 2018, and 2019, respectively, related to long term disability coverage premiums.

(5) Total Compensation represents the sum of the amounts in the other columns. It includes the valuation of share-based and option-based awards which may or may not be realized over the life of the awards.

(6) Mr. Davies retired as a director and as President & CEO of the Company as of December 31, 2019. Mr. Davies will continue in the role of Advisor to the Board until January 1, 2021.

(7) Corresponding with his appointment as President & CEO, Mr. Fillinger's annual base salary was increased to \$675,000 effective January 1, 2020.

(8) Mr. Fillinger was paid hardship allowances of \$96,000 and \$32,000 in 2017 and 2018, respectively, for extensive travel and time away from home.

INCENTIVE PLAN AWARDS

Outstanding Share-Based and Option-Based Awards

The following table sets out for each Named Executive Officer all option-based and share-based awards outstanding as at December 31, 2019.

Name	Option-based Awards ⁽¹⁾				Share-based Awards		
	Number of Securities Underlying Unexercised Options	Option Exercise Price ⁽²⁾	Option Expiration Date	Value of Unexercised In-the-money Options	Number of Shares or Units of Shares that have not Vested ⁽³⁾	Market or Payout Value of Share-based Awards that have not Vested ⁽⁴⁾	Market or Payout Value of vested Share-based Awards not paid out or distributed
	#	\$		\$	#	\$	\$
Duncan K. Davies							
PSUs	-	-	-	-	171,450	1,284,161	648,889 ⁽⁵⁾
DSUs	-	-	-	-	-	-	2,417,098 ⁽⁶⁾
Ian M. Fillinger							
PSUs	-	-	-	-	48,323	361,939	124,589 ⁽⁵⁾
DSUs	-	-	-	-	-	-	275,812 ⁽⁶⁾
Martin L. Juravsky⁽⁷⁾							
PSUs	-	-	-	-	48,323	361,939	186,876 ⁽⁵⁾
DSUs	-	-	-	-	-	-	384,761 ⁽⁶⁾
SARs	20,000	9.18	26-Feb-2023	116,000	-	-	-
J. Barton Bender							
PSUs	-	-	-	-	37,584	281,504	103,819 ⁽⁵⁾
Mark W. Stock							
PSUs	-	-	-	-	25,772	193,032	88,989 ⁽⁵⁾
DSUs	-	-	-	-	-	-	230,243 ⁽⁶⁾

(1) Commencing in 2004, a Named Executive Officer either received a grant under the SAR Plan or the Prior TSR Plan, but not both.

(2) Option Exercise Price for SARs represents the base price of the SARs.

(3) These values represent the target number of PSUs.

(4) These values do not represent the actual value of the payout which will be received after the maturity date of the award. They are calculated by multiplying the target number of PSUs granted and not yet vested, by the pay performance percentage calculated as of December 31, 2019 and by \$14.98, being the Fair Market Value of the Shares as at December 31, 2019.

(5) These values represent amounts vested in 2019 under the Prior TSR Plan.

(6) These values reflect the value of DSUs held by the executive officers at December 31, 2019, calculated by multiplying the number of DSUs held by \$14.98, being the Fair Market Value of the Shares as at December 31, 2019. These DSUs vested immediately upon grant or over a term determined by the MRCC, but can only be redeemed when a termination of position has occurred. The number of DSUs held by the Named Executive Officers at December 31, 2019 is shown on page 48 of this Information Circular.

(7) As a result of Mr. Juravsky's voluntary resignation from Interfor effective April 30, 2020, he will not be eligible to receive any future PSU payouts, his DSUs are redeemable until December 31, 2021, and his SARs are exercisable until May 30, 2020.

Incentive Plan Awards – Value Vested or Earned During the Year

The following table sets out the incentive plan awards vested for each Named Executive Officer for the fiscal year ended December 31, 2019.

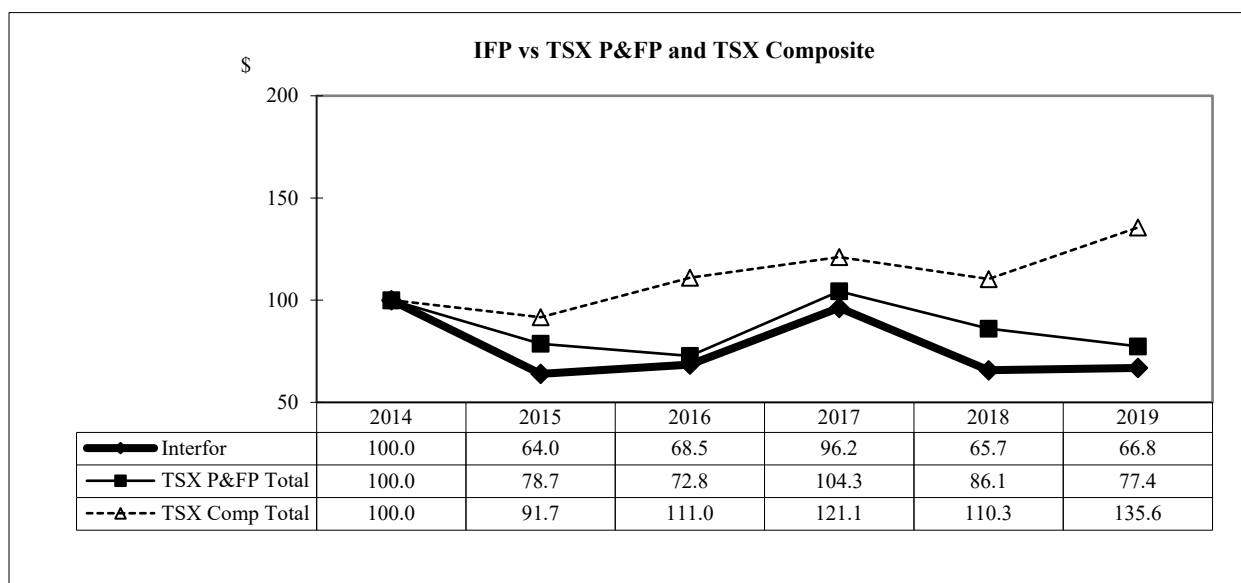
Name	Option Awards – Value Vested During the Year	Share Based Awards – Value Vested During the Year	Non-Equity Incentive Plan Compensation - Value Earned During the Year
	\$	\$	\$
Duncan K. Davies	-	648,889 ⁽¹⁾	-
Ian M. Fillinger	-	124,589 ⁽¹⁾	-
Martin L. Juravsky	-	186,876 ⁽¹⁾	-
J. Barton Bender	-	103,819 ⁽¹⁾	-
Mark W. Stock	-	88,989 ⁽¹⁾	-

(1) PSU award for the 2017-2019 performance period.

TOTAL SHAREHOLDER RETURN COMPARISON

The following graph compares the cumulative changes over the last five years in the value of \$100 invested in Shares of the Company with \$100 invested on December 31, 2014, in the S&P/TSX Composite Total Return Index and \$100 invested in the TSX Paper and Forest Products Total Return Index.

Performance Graph



As the total shareholder return decreased from 2014 to 2015, the total compensation of the Named Executive Officers decreased due to lower payouts in the Prior TSR Plan, as well as a below threshold adjusted EBITDA that did not trigger a STIP payout. 2016 and 2017 were positive years for the Share price and NEO compensation reflects the gains made. The Share price declined in the second half of 2018 as a result of a drop in lumber prices, however strong EBITDA performance in the first half of 2018 resulted in significant payouts under the STIP and an increase in NEO total compensation. Lumber prices did not recover in 2019, which directly impacted the Share price, the Company's earnings, and our NEO total compensation. The threshold Adjusted EBITDA was not met in 2019, therefore there was no STIP payment for 2019.

EQUITY COMPENSATION PLAN INFORMATION

As at December 31, 2019, the Company has reserved the following Shares for possible issuance under its Stock Option Plan.

	Number of securities to be issued upon exercise of outstanding options, warrants and rights ⁽¹⁾	Weighted average exercise price of outstanding options, warrants and rights	Number of securities remaining available for future issuance under equity compensation plans ⁽²⁾
Equity Compensation Plans Approved by Shareholders	482,118	\$17.08	1,127,478

(1) Securities reflected in the table are options to acquire Shares of the Company.

(2) Excludes Shares reflected in the first column of this table.

RETIREMENT PLANS

The Company sponsors a group Registered Retirement Savings Plan ("**RRSP**") and a group Deferred Profit Sharing Plan ("**DPSP**") for all of its Canadian salaried employees. The plan provides such employees with an opportunity to make voluntary contributions to the RRSP, which can include a spousal plan, of up to 6% of the employee's base salary and bonuses, up to a maximum of \$13,250 in respect of 2019. The Company matches employee contributions up to 6% with contributions to the DPSP. In Canada, the RRSP/DPSP combined limit in respect of 2019 was \$26,500. All Named Executive Officers are eligible to participate in the RRSP/DPSP. All Company contributions to the DPSP vest immediately. If the employee terminates employment they can transfer the accumulated contributions and investment income to another registered plan, take it as taxable cash, or purchase an annuity or retirement income fund. If the employee dies while employed, the funds will be payable to their named beneficiary.

All eligible US employees were entitled to make voluntary contributions to the Company's 401(k) Plan up to a total maximum of \$19,000 in respect of 2019. Employees age 50 and over may contribute a "catch-up" amount of \$6,000 per year for a maximum deferral of \$25,000 in respect of 2019. The Company makes a matching contribution to participant accounts of up to 4% of an employee's compensation with a maximum match of \$11,200 in respect of 2019. All Company contributions to the 401(k) Plan vest immediately. If the employee terminates employment with an accrued benefit, the participant is entitled to a distribution of the non-forfeitable accrued benefit. The participant may defer payment until the mandatory benefit starting date. No tax consequences result with a direct rollover into a qualified plan. An employee who requests a lump sum withdrawal will be taxed and may incur an early withdrawal penalty. If an employee dies while employed, the funds will be payable to their named beneficiary. No Named Executive Officers participate in the 401(k) plan.

No Named Executive Officers are members of a defined benefit retirement plan.

Named Executive Officers participate in a supplemental retirement plan ("**SERP Plan**"). There is a SERP Plan in Canada for the Canadian residents (the "**Canadian SERP Plan**"), and a SERP Plan in the US for US residents (the "**US SERP Plan**"). The SERP Plans were designed in light of the legislated limits on contributions to the RRSP/DPSP and 401(k) Plans which result in a portion of the Named Executive Officer's salary being excluded each year from contributions to these Plans. The SERP Plans assist the Company in attracting and retaining key employees by providing such employees with supplemental retirement benefits.

The SERP Plans are administered as unfunded plans, and “notional contributions” vest immediately. The Board may amend or terminate the SERP Plans at any time, and designate the eligible employees to participate in a SERP Plan for that year. For the Canadian SERP Plan, the contribution is in the form of a notional contribution equal to six percent of the Named Executive Officer’s compensation to the extent that it exceeds *Income Tax Act* (Canada) limits for years up to and including 2001 and twelve percent thereafter. The accumulated value of the Canadian SERP Plan is secured by bank letters of credit. For the US SERP Plan, the contribution is equal to twelve percent of a participant’s compensation reduced by their personal and employer contribution to the 401(k) Plan for the year.

Benefits from the SERP Plans are paid on the first day of the calendar month that starts after the later of the participant’s 60th birthday or termination of employment, in one or a combination of: (i) equal monthly or annual installments; or (ii) in a single lump sum. If a Named Executive Officer terminates their employment with the Company before age 60, they will forfeit the entire value of their account if, before attaining age 60, they engage in competitive employment as determined in good faith.

For the Canadian SERP Plan, the rate of return is set by application of the 10-year median return achieved by Canadian Balanced Pooled Funds, as measured by Aon plc. For 2019, the resulting rate was 8.4%. The US SERP Plan participants may select from three reference investment funds on an annual basis. The reference investment fund choices mirror actual fund choices in the Company’s 401(k) Plan.

The following table sets out information regarding the SERP Plans.

Name	Accumulated Value at Start of 2019 \$	Compensatory \$	Accumulated Value at End of 2019 \$
Duncan K. Davies⁽¹⁾	2,670,539	253,274	3,158,776
Ian M. Fillinger	336,874	91,593	460,611
Martin L. Juravsky	248,097	91,593	364,376
J. Barton Bender	166,051	83,720	267,236
Mark W. Stock	166,512	67,974	251,328

(1) The Company has agreed to contribute \$2,500,000 to Mr. Davies’ Supplementary Pension Plan account following his retirement, as part of a structured plan to ensure the retention of Mr. Davies’ services until January 1, 2021, to remedy a shortfall in Mr. Davies’ retirement benefits identified by third party benchmarking to the Company’s peer group, and to ensure the orderly transfer of his duties following the designation of Mr. Fillinger as his successor.

TERMINATION AND CHANGE OF CONTROL BENEFITS

The Company has entered into agreements with each of the Named Executive Officers that provide them with certain rights in the event of an involuntary termination of employment after a change of control of the Company. A change of control of the Company includes the acquisition of more than 50% of the Shares, the acquisition of control over more than 50% of the Shares, the disposal of all or substantially all of the Company's assets within a one year period, more than half of the slate of persons proposed for election as directors being nominated by a Shareholder or Shareholders acting in concert, or more than half of the directors of the Company being comprised of persons who either were not included in the slate proposed by the Board or were nominated by a Shareholder or Shareholders acting in concert.

Interfor has a double-trigger requirement in place with respect to cash benefits payable following a change of control. This means that two events must occur before any change of control benefits are payable: a change of control of the Company and the termination without cause of the Named Executive Officer's employment.

The table below summarizes the compensation that would be paid to the Named Executive Officers upon termination of employment without cause, either within two years after a change of control of the Company, or before a change of control if, before the termination of the Named Executive Officer, substantive discussions had commenced or an agreement had been entered into that led to the change of control.

Change of Control & Termination	Base Salary	Short Term Incentives	Long Term Incentives	Benefits	Pension / Other
Change of control and involuntary termination not for cause, or NEO terminates after constructive dismissal of their employment or compensation is changed or reduced to their detriment	Lump sum cash payment equal to two times annual base salary and car allowance	Lump sum cash payment equal to two times annual base salary multiplied by the average percentage bonus for each of the 3 years preceding the calendar year in which termination took place, plus a prorated bonus amount in respect of the year in which termination occurs	All rights or options to purchase Shares or receive cash payments under the Company's incentive compensation plans at the date of termination will immediately vest or become exercisable, and will continue to be held on the same terms & conditions as if the NEO continued to be employed by the Company, except that the rights or options shall be exercisable immediately	Continuation of all benefits and perquisites for two years after termination	Lump sum cash payment equal to two times annual cash contributions payable by Company to NEO retirement plans Lump sum cash payment which, after deducting income tax at the highest applicable rates, would be equal to the invested amount that provides the same after-tax pension benefits that the NEO would have been entitled to receive under the SERP, if his employment had continued for two more years Career counselling, relocation support comparable to senior executives of similar status

The following table sets out the estimated payments that would have resulted if there had been a change of control and termination without cause as of December 31, 2019.

Named Executive Officer	Severance Period (Months)	Annual Base Salary (\$)	Payment in Respect of Salary, Bonuses and Benefits (\$)	Payment in Respect of PSUs (\$) ⁽¹⁾	Payment in Respect of Supplementary Pension (\$)	Total Change of Control Payments (\$) ⁽²⁾
Duncan K. Davies	24	825,000	4,029,776	1,284,161	1,003,539	6,317,476
Ian M. Fillinger	24	450,000	1,649,152	361,939	381,894	2,392,985
Martin L. Juravsky	24	450,000	1,654,760	361,939	254,566	2,271,265
J. Barton Bender	24	420,000	1,553,728	281,504	264,929	2,100,161
Mark W. Stock	24	360,000	1,337,858	193,032	299,303	1,830,193

(1) The amount payable in respect of PSUs awarded under the Prior TSR Plan is based on the assumption that the performance period ended on December 31, 2019 and on the Fair Market Value of the Shares on the TSX as at December 31, 2019.

(2) Based on the trigger event having occurred on December 31, 2019.

Each of the following Named Executive Officers has contractual rights to severance in the event of an involuntary termination without cause, in the absence of a change of control:

Named Executive Officer	Total Severance Payment (\$) ⁽¹⁾⁽²⁾
Ian M. Fillinger	900,000
Martin L. Juravsky	675,000
J. Barton Bender	560,000
Mark W. Stock	570,000

(1) 12 months' base salary, plus an additional one month per year of completed service, up to a maximum of 24 months.

(2) Based on the trigger event having occurred on December 31, 2019.

In the event that a Named Executive Officer's employment is terminated for cause, voluntary resignation, disability, death or retirement, no payments or benefits will be made or provided under their change of control or severance agreements.

Each of the SAR Plan and PSU Plan has provisions that accelerate the vesting of SARs or PSUs, in circumstances where the Shares that form the basis for valuation of such SARs or PSUs, are materially affected in terms of value or become illiquid. Under these plans, if: (i) an offer is made by a third party to purchase Shares and more than 50% of the outstanding Shares are taken up and paid for under the offer; or (ii) a corporate reorganization in which the holders of SARs or PSUs do not otherwise participate as holders of SARs or PSUs and which, in the opinion of the Board results in an illiquid market for the Shares, is effected (each, a "**Takeover**"), each of the Named Executive Officers shall for a period of 30 days after the Takeover have the right to exercise or be paid that percentage of their SARs or PSUs that is equal to the percentage of outstanding Shares taken up and paid for under the offer under (i) above (or such greater percentage as may be determined by the Board) or, in the case of a reorganization referred to in (ii) above, all SARs and PSUs held by that executive, notwithstanding that under its terms a SAR or PSU may not become exercisable until a later date.

Under the PSU Plan, if employment of a Named Executive Officer with Interfor or an affiliate is terminated following a change of control, and not for cause, the PSUs awarded (if any) relating to any performance period during which such cessation of employment occurs shall be accelerated and paid on or about 30 days following the date of termination of employment based on the total shareholder return performance and compound annual

growth rate measured over each such performance period and determined as if the applicable performance periods ended on the date of the change of control. The incremental amount that would be payable to any Named Executive Officer in relation to any PSU awards under the PSU Plan following or in connection with any termination of employment not for cause, resignation, retirement or change of control or change in a Named Executive Officer's responsibilities, assuming the triggering event took place on December 31, 2019, is shown in the table above. For more information on the PSU Plan, please see page 42 of this Information Circular.

As disclosed in the table on page 50 of this Information Circular, four of the Named Executive Officers held DSUs as at December 31, 2019. Such DSUs were received either through elections made by the Named Executive Officer to receive payments in DSUs under the PSU Plan or by direct grants of DSUs under the DSU Plan. These DSUs vested immediately upon grant or over a term determined by the MRCC, but can only be redeemed when a termination of position has occurred. The table on page 50 of this Information Circular sets out the Fair Market Value of such DSUs as at December 31, 2019. The Named Executive Officers holding such DSUs, are entitled to payment under the DSU Plan in respect of such DSUs following termination of employment, regardless of the reason for termination. No incremental payments will be made under the DSU Plan in the event of termination of employment, resignation, retirement, change of control or change in a Named Executive Officer's responsibilities. For more information regarding the DSU Plan, please see pages 32 and 47 of this Information Circular.

OTHER INFORMATION

AGGREGATE INDEBTEDNESS

As of March 10, 2020, no executive officer, director, employee or former executive officer, director or employee is indebted to the Company or any of its subsidiaries.

INDEBTEDNESS OF DIRECTORS AND EXECUTIVE OFFICERS

No director or officer of the Company, no proposed nominee for election as a director of the Company, and no associate of any such director, officer or proposed nominee, is or at any time during the most recently completed financial year has been, indebted to the Company or any of its subsidiaries or had indebtedness to another entity that is, or has been, the subject of a guarantee, support agreement, letter of credit or similar arrangement or understanding provided by the Company or any of its subsidiaries, other than, in each case, "routine indebtedness" (as defined under applicable securities laws) or indebtedness which was entirely repaid before the date of this Information Circular.

INTEREST OF INFORMED PERSONS IN MATERIAL TRANSACTIONS

None of the directors or executive officers of the Company, no proposed nominee for election as director of the Company, no person or company who beneficially owns, or controls or directs, directly or indirectly, voting securities of the Company or a combination of both carrying more than 10% of the voting rights attached to all outstanding voting securities of the Company (a "**10% Holder**"), no person who is a director or executive officer of a 10% Holder or subsidiary of the Company and no associate or affiliate of any of the foregoing has any material interest, direct or indirect, in any transaction since the commencement of the Company's most recently completed fiscal year or in any proposed transaction which has or would materially affect the Company or any of its subsidiaries.

INTEREST OF CERTAIN PERSONS OR COMPANIES IN MATTERS TO BE ACTED UPON

Other than through the beneficial ownership of securities of the Company described in this Information Circular, none of the directors or executive officers of the Company, no proposed nominee for election as a director of the Company, none of the persons who have been directors or executive officers of the Company at any time since the beginning of the Company's last financial year and no associate or affiliate of any of the foregoing has any material interest, direct or indirect, in any matter to be acted upon at the Annual Meeting other than the election of directors or the appointment of auditors.

ADDITIONAL INFORMATION

Additional information relating to the Company is available under the Company's profile on SEDAR at www.sedar.com and on the Company's website at www.interfor.com. Financial information is provided in the Company's consolidated financial statements and management's discussion and analysis for its most recently completed financial year. These documents can be downloaded from the Company's website and the Company will provide to any Shareholder, upon request to the Corporate Secretary of the Company, a copy of its Annual Information Form, its consolidated annual and interim financial statements and

management's discussion and analysis related thereto, and this Information Circular. Requests can be made as follows:

By mail: Corporate Secretary
Interfor Corporation
P.O. Box 49114, 3500-1055 Dunsmuir Street
Vancouver, BC, Canada, V7X 1H7

Or by email: corporatesecretary@interfor.com

The contents and the sending of this Information Circular have been approved by the Board of the Company.

Dated at Vancouver, British Columbia, this 10th day of March, 2020.

"Xenia Kritsos"

XENIA KRITSOS
General Counsel & Corporate Secretary

APPENDIX A: MANDATE OF THE BOARD

Objective of the Board of Directors

To ensure that the business and affairs of Interfor Corporation (the “**Company**”) are conducted in the best interests of the Company and in conformity with the law (the “**Board Objective**”).

General Role of the Board of Directors

The role of the Board of Directors (the “**Board**”) is to promote a strong, viable and competitive company operating with honesty and integrity and to supervise the Company’s management (“**Management**”) in the conduct of the affairs and business of the Company.

The Board delegates the responsibility for the day-to-day conduct of business to the Management of the Company.

Stewardship Responsibilities of the Board of Directors

The principal duties and responsibilities of the Board include:

- 1) **Corporate Governance.** To establish an effective process of corporate governance, including principles and guidelines specific to the Company, and to monitor the Company’s compliance with applicable law and the Company’s corporate governance regulations and guidelines as required by the securities regulatory authorities and the stock exchanges on which the Company’s securities trade.
- 2) **Strategic Plan.** To ensure the Company has a strategic planning process in place and to regularly review and approve the strategies that evolve from this process.
- 3) **Risk Management.** To identify the principal risks facing the Company and ensure that systems are in place to manage these risks.
- 4) **Officer Appointment and Evaluation.** To appoint, assess and compensate officers, in particular the Chief Executive Officer (“**CEO**”) and to approve the annual corporate goals and objectives the CEO is responsible for meeting.
- 5) **Succession Planning.** To approve a plan for succession and development of senior Management.
- 6) **Stakeholder Communication.** To ensure the Company has an effective two-way communication policy with shareholders, other stakeholders and the public.
- 7) **Internal Controls.** To ensure effective internal controls and information systems exist to provide reliable historical and forward-looking information with respect to financial matters, environmental matters and other regulatory compliance.
- 8) **Financial Reporting Integrity.** To ensure the integrity of the Company’s reporting of its financial performance.
- 9) **Company Integrity.** To satisfy itself as to the integrity of the CEO and Management and to ensure that a culture of integrity exists throughout the Company.

- 10) **Code of Conduct.** To approve and regularly review the Company's Code of Conduct and to ensure that the Company has appropriate programs and processes in place to monitor compliance thereof with the objective of promoting a culture of integrity throughout the Company.
- 11) **Health, Safety and Environmental Compliance.** To ensure that the Company complies with all health, safety and environmental legislation in all areas in which the Company operates.

Subject to the provisions of the *Business Corporations Act* (British Columbia) and the Company's Articles, the Board may establish committees of the Board (each a "**Committee**") and delegate certain of the Board's responsibilities to such Committees. The Board is responsible for appointing the Chair and members of each Committee in accordance with the Terms of Reference for each Committee.

